



Model P-1000/S B7

- **Two independently adjustable cooking grates**
- **Four cooking height levels with easy grate adjustment in slots die-cut from the steel sides of firebox**
- **Front edge of grates formed up to prevent food from rolling off**
- **Integral ash retainer flange combats heat warpage and prevents ashes from falling from the firebox**
- **Firebox reinforcing gussets on underside and reinforcing formed offsets on all exposed edges and corners**
- **Patented theft-proof base attachment**
- **Full 360° rotation for draft control**
- **Public use-type spring grips of coiled steel bar**
- **Bolt-on side utility shelf**
- **Economic design**
- **Quality construction throughout**

AVAILABLE OPTIONS

Three optional sizes of bolt-on utility shelves
Portable Caster Base

SPECIFICATIONS:

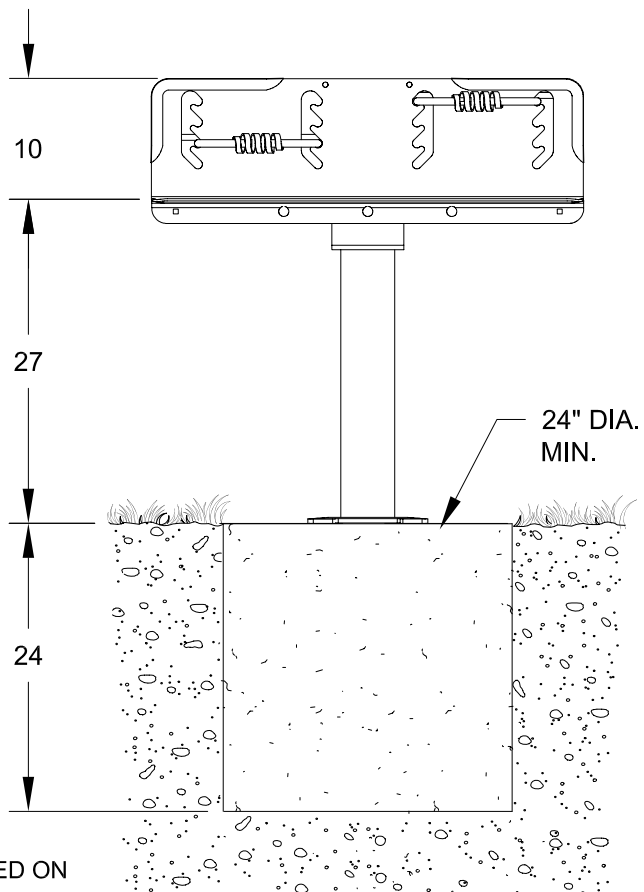
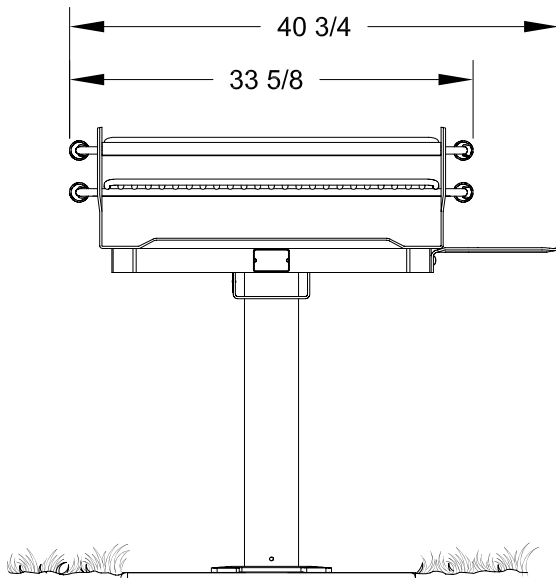
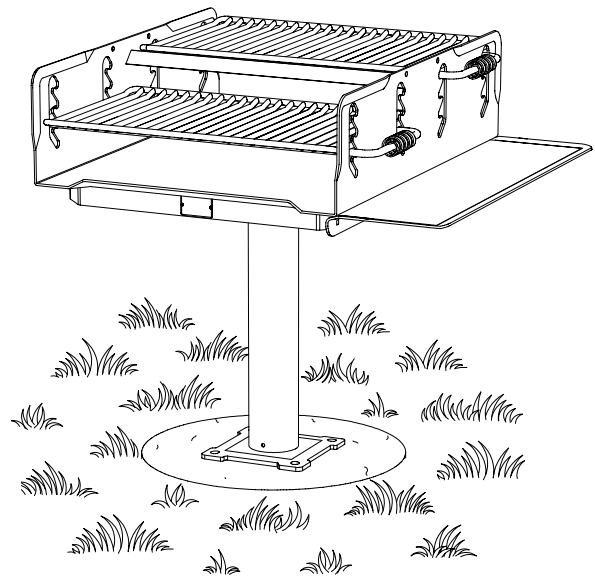
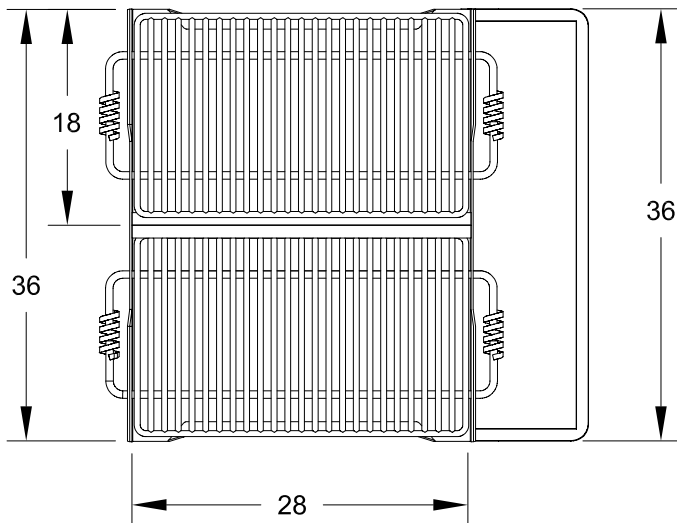
- **Model P-1000 B7** shall have two individual cooking grates providing 504 sq. in. of grate surface each, for a total of 1008 sq. in., mounted in a 28" x 36" x 10" high firebox.
- Firebox shall be high constructed of 3/16" plate steel with integral ash flange die-formed into edges of open ends to retain ashes and provide reinforcement. Firebox shall be ring reinforced, with four 3/16" steel gussets on underside. All exposed edges shall be rounded to 1-1/2" radius and exposed edges and corners shall be stiffened by a formed offset in excess of the material thickness. All exposed edges shall be mechanically deburred and all edge connections shall be continuously welded.
- Grates shall be made with a one-piece, formed perimeter bar and grate bars, spaced 1-1/8" on centers, all of 1/2" dia. A-36 steel bar and support handles of 5/8" dia. A-36 steel bars.
- Each grate shall be supported in four locations and adjust independently to four levels between 3-1/2" to 8-3/4" above firebed.
- Grate handles shall be provided with two substantially constructed coil spring grips suitable for public use made from 1/8" x 1/2" steel flat bar (not wire springs).
- Grill shall be permanently secured after base installation by means of absolutely theftproof base attachment allowing continuous rotation of grill in either direction.
- **Standard:** Grill base shall be 4-1/2" O.D. steel pipe welded to 3/8" x 10" x 10" steel base plate providing four corner holes for concrete installation with four 1/2" x 6" anchor bolts provided (indicated by B7 in model no.).
- **Standard:** Grill shall be provided with 1 bolt-on, 3/16" x 12" x 36" steel plate, side utility shelf (indicated by /S in model no., e.g. P-1000/S B7; add /SS for 2 shelves).
- Entire unit shall be finished in high temperature, heat resistant, nontoxic black enamel.
- **Optional:** Grill shall be provided with a Portable Caster Base. To specify change "B7" in model no. to "B15", e.g. Model P-1000 B15.
- **Optional:** (1) or (2) bolt-on side shelves for the bottom side of the grill box, each 3/16" x 9" x 20" steel plate. and/or:
(1) or (2) bolt-on side shelves for the top side of the grill box, each 3/16" x 7-1/8" x 9-5/8" steel plate.
(Please inquire about model numbers to specify these shelves.)

Patent No. 4,403,596

R.J. THOMAS MFG. CO., INC.

P.O. Box 946 • Cherokee, IA 51012-0946 • PH: 712-225-5115 • 800-762-5002 • FAX: 712-225-5796
E-mail: pilotrock@rjthomas.com • Web Site: <http://www.pilotrock.com>

© 2003 R. J. Thomas Mfg. Co., Inc. PILOT ROCK® Park Equipment is a registered trademark of R. J. Thomas Mfg. Co., Inc.



NOTE:
LOCAL SOIL CONDITIONS MAY
REQUIRE A LARGER FOOTING

NOTE:
THE P-1000/S PARK GRILL IS STANDARD WITH
(1) MODEL S4 SIDE SHELF. A SECOND S4 SHELF
MAY BE MOUNTED ON THE OPPOSITE SIDE OF
THE GRILL BOX. IN ADDITION, (2) OTHER SIZES
OF SHELVES MAY BE MOUNTED ON THE GRILL BOX:

MODEL **S1** SHELF: 3/16" x 7-1/8" x 9-5/8" -MAY BE MOUNTED ON
ONE OR BOTH TOP SIDES OF THE GRILL BOX

MODEL **S2** SHELF: 3/16" x 9" x 20" -MAY BE MOUNTED ON ONE OR BOTH SIDES AT THE BOTTOM OF THE GRILL BOX
IN THE SAME LOCATION AS THE STANDARD MODEL **S4** SHELF

FOR MORE INFORMATION ON P-1000 SHELF CHOICES AND MOUNTING LOCATIONS PLEASE REQUEST FORM ASM-1009.

R. J. **THOMAS MFG.**
Co., Inc.
P.O. Box 946
Cherokee, IA 51012

TITLE P-1000/S PARK GRILL SHOWN WITH B7 BASE AND
(1) STANDARD BOLT-ON SHELF

DRAWN BY **WWM**

DATE **04-03-03**

DWG. NO. **AI-1404**