



**Model XT/G-12UP/SA** 12 Ft. Wheelchair Accessible Extra Heavy Duty Portable Rectangular Table with Hot Dip Galvanized Frame and Untreated #1 Southern Yellow Pine Lumber Planks. Table provides access for two wheelchairs, one on each side of table, and comfortable seating for eight additional people .

- **Constructed specifically for heavy use areas**
- **ADA compliant access for two wheelchairs**
- **Nontip, nontrip, walk-through design**
- **All welded end frames are fabricated from 2-3/8" diameter steel pipe**
- **Die-formed center channel and diagonal braces align and strengthen entire table**
- **Frames are hot dip galvanized after fabrication for superior corrosion resistance**
- **Precision drilled, Untreated #1 Southern Yellow Pine Seat and Top Planks**
- **Fast, easy assembly using 3/8" dia. galvanized carriage bolts**
- **Limited lifetime warranty on frames**

#### **AVAILABLE OPTIONS**

**10 or 12 ft. lengths**

**Black, Green, or Brown Powder Coated or Black Enamel Painted steel frame components**

**Pressure treated #1 Southern Yellow Pine lumber (Cedar, Fir, or Redwood lumber when in stock)**

#### **SPECIFICATIONS:**

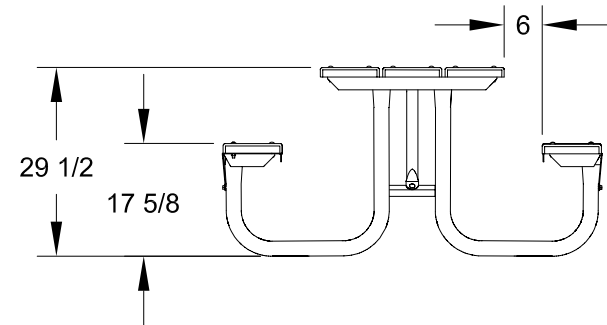
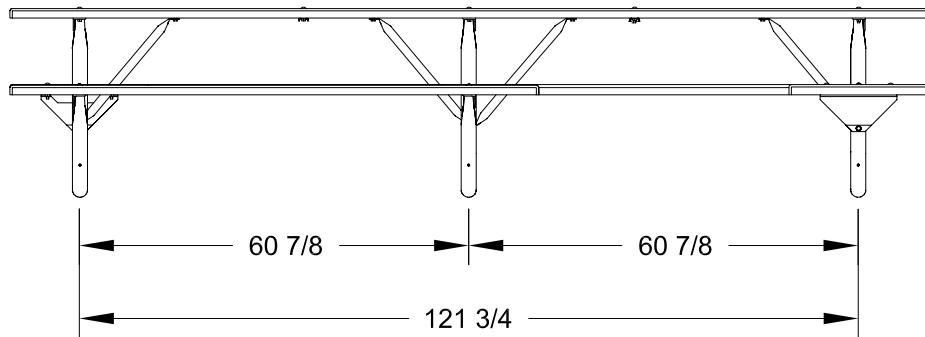
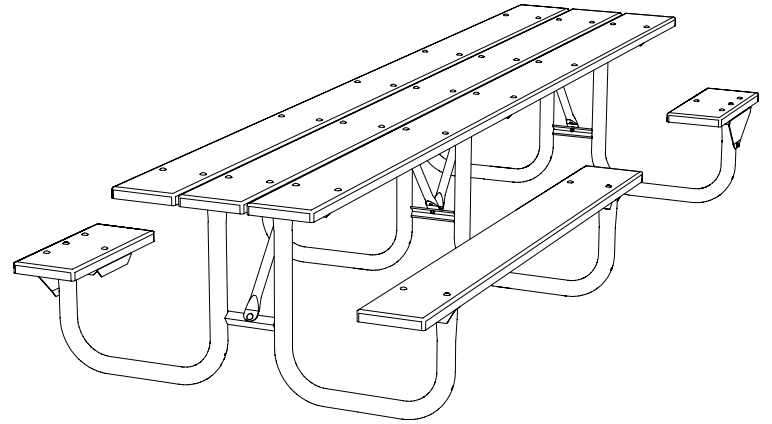
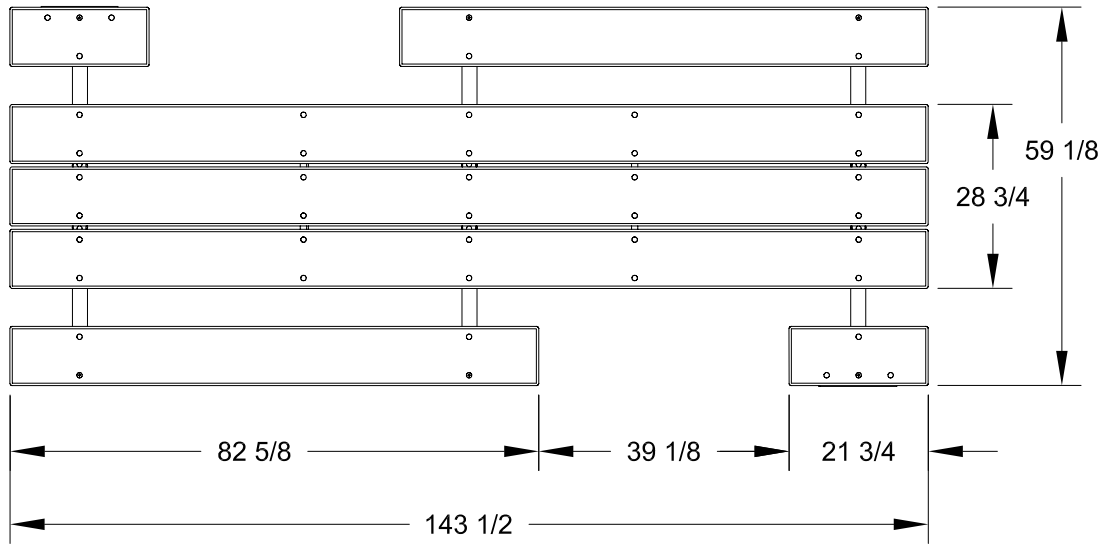
- **XT series** end frames shall be one-piece welded construction, fabricated from 2.375" O.D. (2-3/8" O.D.) steel pipe to meet 2" nominal steel pipe size specifications with 2" x 2" x 3/16" A-36 structural grade steel angle for attaching the seats and tops.
- Table frame design shall incorporate nontip, nontrip, walk-through design features.
- Each table shall provide two ADA recommended wheelchair spaces 30" wide, 19" deep, and 27" from ground to bottom of table top for knee space, and minimum 9" above ground extending a total of 24" deep for toe space. Indicated by "/SA" at end of model no.
- Nominal table height shall be 30". Nominal seat height shall be 18".
- **Model XT3/G-10UP/SA** shall be a nominal 10 ft. long with three frames and two wheelchair spaces.
- **Model XT3/G-12UP/SA** shall be a nominal 12 ft. long with three frames and two wheelchair spaces.
- Diagonal braces of 1-5/16" O.D., hot-dip galvanized, steel pipe shall be provided to reinforce the table. Die-formed, hot-dip galvanized steel channels shall be provided to maintain lumber planks against warping.
- All 3/8" dia. galvanized carriage bolts and nuts shall be provided.
- **Standard:** Frames, diagonal braces, and center channel shall be hot-dip galvanized after fabrication to ASTM-A123 to maintain an average zinc coating of 2.0 oz. per sq. ft. of surface area (indicated by "/G" to model no.).
- **Standard:** Lumber shall be Untreated #1 grade Southern Yellow Pine (indicated by "UP" in model no.) 2" x 10" nominal sized planks, kiln dried to reduce moisture content. All lumber shall be precision drilled to facilitate assembly and shall have all exposed edges removed to a 3/8" radius.
- **Optional:** Frames, diagonal braces and center channels shall be finished in black enamel. (To specify, change "/G" to "/B" in model no., e.g. XT/B-12UP/SA.)
- **Optional:** Frames, diagonal braces and center channel shall be finished in Black, Brown or Green powder coat. (To specify, change "/G" to "/CB" for black, "/CW" for brown, or "/CN" for green in model no., e.g. XT/CB-10UP.)
- **Optional:** Treated #1 Southern Yellow Pine is readily available and shall be pressure treated and kiln dried after treatment (KDAT) to preserve wood against decay. (To specify, change "UP" in model no. to "TP", e.g. XT/G-12TP/SA.) (Cedar, Fir, and Redwood are available when in stock – please inquire.)

**R.J. THOMAS MFG. CO., INC.**

**P.O. Box 946 • Cherokee, IA 51012-0946 • PH: 712-225-5115 • 800-762-5002 • FAX: 712-225-5796**

**E-mail: pilotrock@rjthomas.com • Web Site: <http://www.pilotrock.com>**

**© 2003 R. J. Thomas Mfg. Co., Inc. PILOT ROCK® Park Equipment is a registered trademark of R. J. Thomas Mfg. Co., Inc.**



ALL DIMENSIONS IN INCHES

R. J. **THOMAS MFG. Co., Inc.**  
 P.O. Box 946 • Cherokee, IA 51012

DRAWN BY  
**WWM**

TITLE XT SERIES 12 FOOT PORTABLE RECTANGULAR TABLE WITH TWO SIDE ACCESS  
 WHEELCHAIR OPENINGS

DATE 4-21-03

DWG. NO. AI-1493