



*Model WXT/G-8VU 8 Ft. Portable, Universal Rectangular Accessible Table with Hot Dip Galvanized Frame and Blue V-Type Plastisol Coated Top and Seats*

- **Nontip, nontrip, walk-through design with wheelchair accessibility at each end**
- **Full capacity seating when wheelchairs are not in place**
- **Top and seats designed for more abusive environments such as high elevations where snow loads can destroy average tables**
- **All welded end frames are fabricated from 2-3/8" diameter steel pipe**
- **Diagonal braces align and strengthen entire table**
- **Frames are hot dip galvanized after fabrication for superior corrosion resistance**
- **Plastisol Coating heat fused to Expanded Steel Seats and Top for durability**
- **Vinyl Plastisol formulated with U.V. stabilizers for ultraviolet protection**
- **Fast, easy assembly using 3/8" dia. galvanized bolts**

#### AVAILABLE OPTIONS

6' or 8' lengths  
Black, Green or Brown Powder Coat or Black Enamel Painted steel frame components  
Plastisol Coated Expanded Steel available in choice of 5 colors

• U.S. Patent Nos. D489,539; D490,992; D493,291; D496,799; D497,262 — Additional U.S. Patents Pending

#### SPECIFICATIONS:

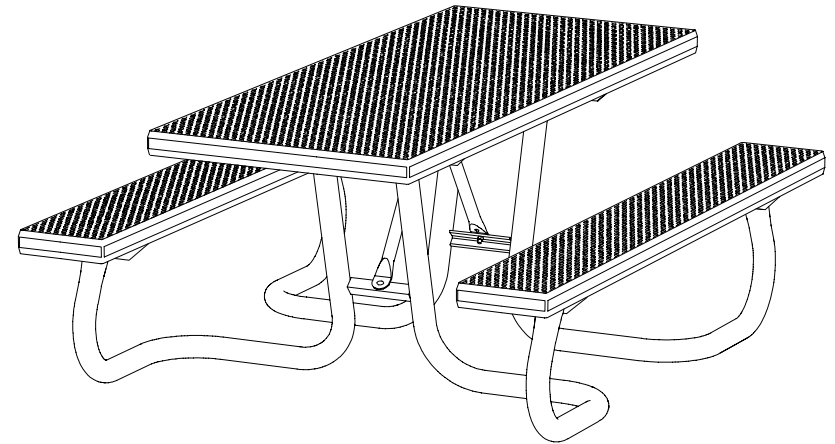
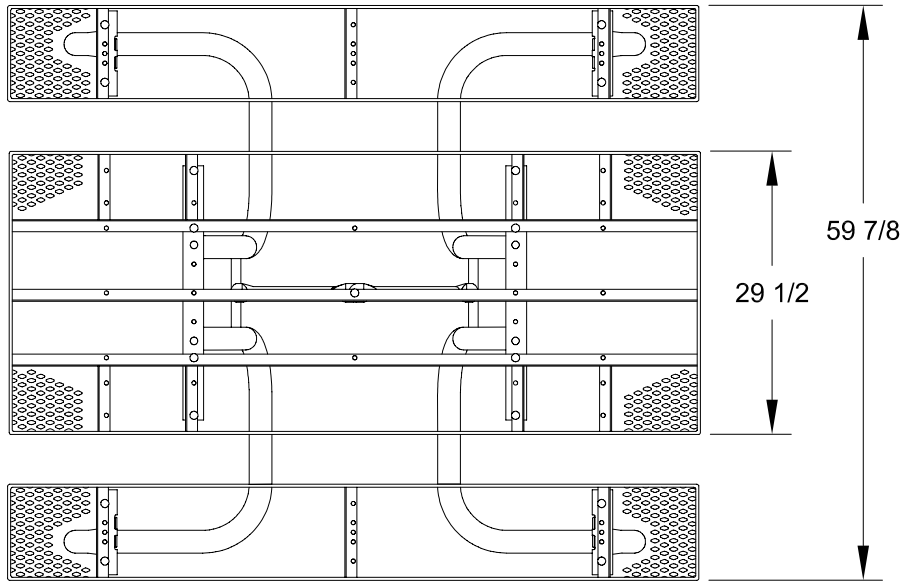
- **WXT Series** end frames shall be one-piece welded construction, fabricated from 2.375" (2-3/8") O.D. x 10 ga. wall steel pipe to meet 2" nominal steel pipe size specifications with 2" x 2" x 3/16" die-formed steel angle for attaching the seats and tops. Bends shall be tightly formed to prevent tipping when weight is on one side.
- The frame design shall provide the ADA recommended wheelchair clearances under the table top of: 30" wide, 27" high and 24" total knee and toe clearance (19" knee + 5" toe) at each end of the table while maintaining the full seating capacity of the table for common use.
- Table frame design shall incorporate nontip, nontrip, walk-through design features.
- **Model WXT/G-6VW** shall have a nom. 6 ft. length.
- **Model WXT/G-8VW** shall have a nom. 8 ft. length.
- Nominal table height shall be 30". Frame design shall provide a nominal 28" of clearance from ground level to the underside of table. Nominal seat height shall be 18".
- Frames shall be supported by diagonal braces of 1-5/16" O.D. x 14 ga. wall steel pipe that shall connect to the table top.
- All 3/8" dia. galvanized carriage bolts and nuts shall be provided to fasten frames to planks.
- **Standard:** Frames and diagonal braces shall be hot-dip galvanized after fabrication to ASTM-A123 to maintain an average zinc coating of 2.0 oz. per sq. ft. of surface area (indicated by "/G" in model no.).
- **V-Type** table top and seats shall each be a one-piece welded construction, fabricated from a 3/4-#9 expanded steel surface with 10 ga. x 2-1/2" roll-formed vertical edges on all sides and reinforced by a 10 ga. die-formed angle substructure. Substructure shall include all mounting holes for easy assembly of table.
- **Standard:** All steel surfaces of the top and seats shall be covered with a coating of Brown vinyl Plastisol formulated with high impact additives, UV inhibitors, and an anti-microbial to resist mold and mildew. Plastisol coating shall be permanently heat-fused to the steel to an average thickness of 125 mils (1/8") for an overall average thickness, including top and bottom coatings, of 250 mils (1/4").
- **Optional:** Frames shall be finished in Red, Blue, Black, Green, or Brown powder coat. To specify, change "/G" in model no. to "/CR" for Red, "/CU" for Blue, "/CB" for Black, "/CN" for Green, or "/CW" for Brown, e.g. WXT/CB-6VW.
- **Optional:** Frames, diagonal braces and center channel shall be finished in black enamel paint. To specify, change "/G" to "/B" in model no., e.g. WXT/B-6VW.
- **Optional:** Vinyl Plastisol coating shall be available in a choice of 5 optional colors. Indicate choice of color by changing "VW" in model no. to: "VB" for Black, "VR" for Red, "VU" for Blue, "VN" for Green, and "VI" for Ivory; e.g. WXT/G-6VI.

**R.J. THOMAS MFG. CO., INC.**

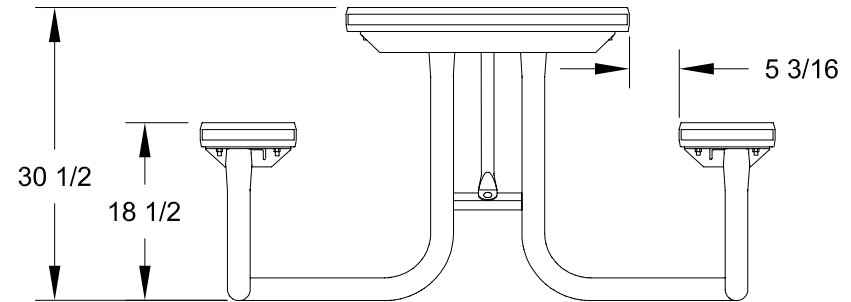
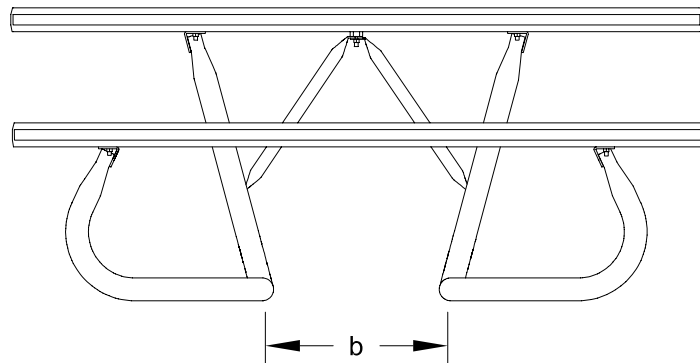
P.O. Box 946 • Cherokee, IA 51012-0946 • PH: 712-225-5115 • 800-762-5002 • FAX: 712-225-5796

E-mail: [pilotrock@rjthomas.com](mailto:pilotrock@rjthomas.com) • Web Site: <http://www.pilotrock.com>

© 2004 R. J. Thomas Mfg. Co., Inc. PILOT ROCK® Park Equipment is a registered trademark of R. J. Thomas Mfg. Co., Inc.



MODEL NUMBER	DIMENSION	
	a	b
WXT-6	72	19-5/8
WXT-8	96	37-7/8



ALL DIMENSIONS IN INCHES

R. J. **THOMAS MFG. CO., INC.**  
P.O. Box 946 • Cherokee, IA 51012

DRAWN BY  
**WWM**

TITLE **WXT SERIES 6 AND 8 FOOT UNIVERSAL ACCESS TABLES  
WITH V-TYPE PLASTISOL COATED EXPANDED STEEL TOP AND SEATS**

DATE **06-26-06**

DWG. NO. **AI-1615**