



*Model WXTH/G-8UP 8 Ft. Raised Top, Portable, Universal Rectangular Accessible Table with Hot Dip Galvanized Frame and Untreated Southern Yellow Pine Planks*

- **Raised table top for greater wheelchair clearance**
- **Nontip, nontrip, walk-through design with wheelchair accessibility at each end**
- **Full capacity seating when wheelchairs are not in place**
- **All welded end frames are fabricated from 2-3/8" diameter steel pipe**
- **Die-formed center channel and diagonal braces align and strengthen entire table**
- **Frames are hot dip galvanized after fabrication for superior corrosion resistance**
- **Precision drilled, Untreated #1 Southern Yellow Pine Seat and Top Planks**
- **Die-formed end caps keep top planks aligned**
- **Fast, easy assembly using 3/8" dia. galvanized carriage bolts**

#### AVAILABLE OPTIONS

- 6' or 8' lengths
- Black, Green or Brown Powder Coated or Black Enamel Painted steel frame components
- Pressure treated #1 Southern Yellow Pine lumber (Cedar, Fir, or Redwood lumber when in stock)

• U.S. Patent Nos. D489,539; D490,992; D493,291; D496,799; D497,262 — Additional U.S. Patents Pending

#### SPECIFICATIONS:

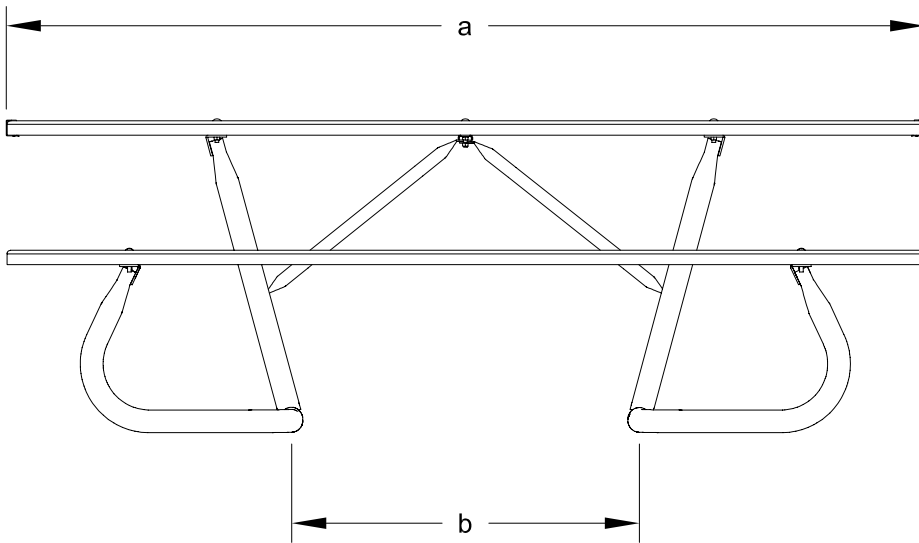
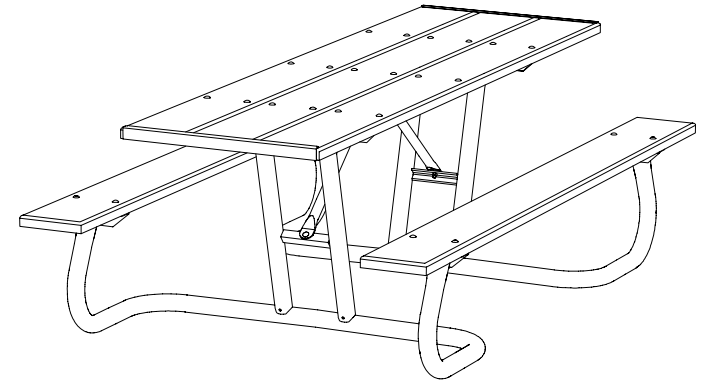
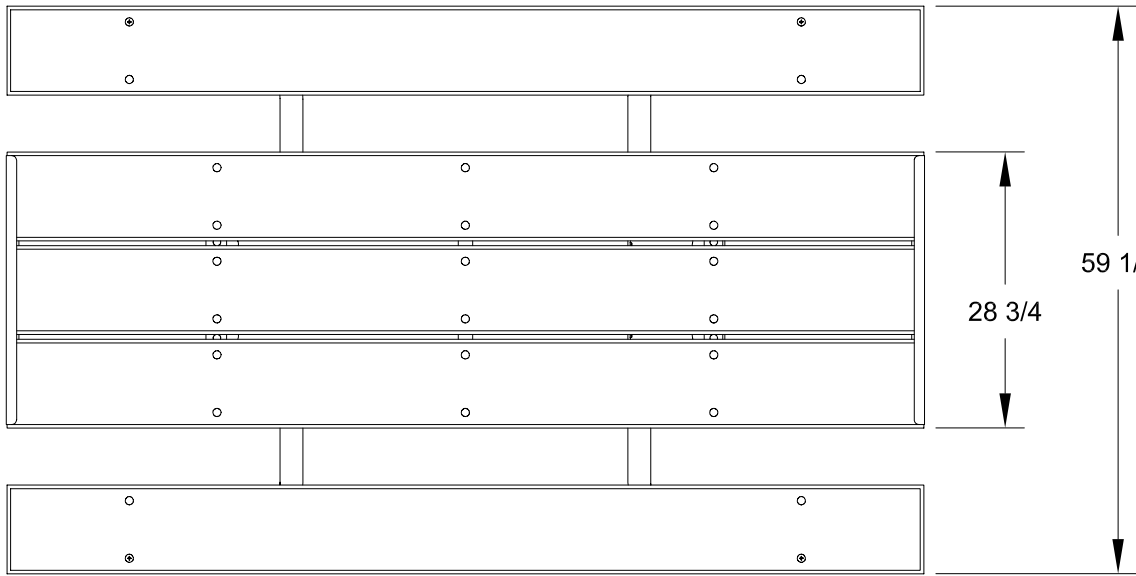
- **WXTH Series** end frames shall be one-piece welded construction, fabricated from 2.375" (2-3/8") O.D. x 10 ga. wall steel pipe to meet 2" nominal steel pipe size specifications with 2" x 2" x 3/16" die-formed steel angle for attaching the seats and tops. Bends shall be tightly formed to prevent tipping when weight is on one side.
- The frame design shall exceed the ADA recommended wheelchair clearances under the table top of: 30" wide, 27" high and 24" total knee and toe clearance (19" knee + 5" toe) at each end of the table while maintaining the full seating capacity of the table for common use.
- Table frame design shall incorporate nontip, nontrip, walk-through design features.
- **Model WXTH/G-6UP** shall be a nom. 6 ft. in length.
- **Model WXTH/G-8UP** shall be a nom. 8 ft. in length.
- Nominal table height shall be 33". Frame design shall provide a nominal 31" of clearance from ground level to the underside of table. Nominal seat height shall be 19".
- Frames shall be supported by diagonal braces of 1-5/16" O.D. x 14 ga. wall steel pipe that shall connect to a die-formed steel channel designed to align and provide attachment to the table top.
- All 3/8" dia. galvanized carriage bolts and nuts shall be provided to fasten frames to planks.
- **Standard:** Frames, diagonal braces, and center channel shall be hot-dip galvanized after fabrication to ASTM-A123 to maintain an average zinc coating of 2.0 oz. per sq. ft. of surface area (indicated by "/G" in model no.).
- **Standard:** Lumber shall be Untreated #1 grade Southern Yellow Pine (indicated by "UP" in model no.) 2" x 10" nominal sized planks, kiln dried to reduce moisture content. All lumber shall be precision drilled to facilitate assembly and shall have all exposed edges removed to a 3/8" radius.
- Two 1-5/8" x 1-5/16" x 14 ga. x 28" pregalvanized steel end caps shall be provided to align ends of top planks.
- **Optional:** Frames shall be finished in Black, Green, or Brown powder coat. To specify, change "/G" in model no. to "/CB" for Black, "/CN" for Green, or "/CW" for Brown, e.g. WXTH/CB-6UP.
- **Optional:** Frames, diagonal braces and center channel shall be finished in black enamel paint. To specify, change "/G" to "/B" in model no., e.g. WXTH/B-6UP.
- **Optional:** Treated #1 Southern Yellow Pine is readily available and shall be pressure treated and kiln dried after treatment (KDAT) to preserve wood against decay. To specify, change "UP" in model no. to "TP", e.g. WXTH/G-6TP. (Cedar, Fir, and Redwood are available when in stock – please inquire.)

**R.J. THOMAS MFG. CO., INC.**

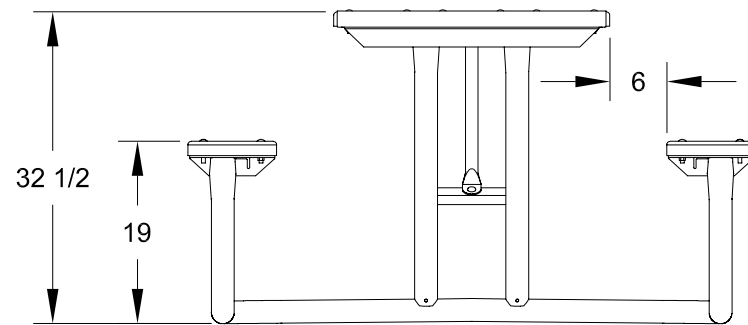
P.O. Box 946 • Cherokee, IA 51012-0946 • PH: 712-225-5115 • 800-762-5002 • FAX: 712-225-5796

E-mail: [pilotrock@rjthomas.com](mailto:pilotrock@rjthomas.com) • Web Site: <http://www.pilotrock.com>

© 2005 R. J. Thomas Mfg. Co., Inc. PILOT ROCK® Park Equipment is a registered trademark of R. J. Thomas Mfg. Co., Inc.



| MODEL NUMBER | DIMENSION |        |
|--------------|-----------|--------|
|              | a         | b      |
| WXTH-6       | 71 5/8    | 19     |
| WXTH-8       | 95 5/8    | 36 1/4 |



ALL DIMENSIONS IN INCHES

R. J. **THOMAS MFG. Co., Inc.**  
P.O. Box 946 • Cherokee, IA 51012

DRAWN BY  
**WWM**

TITLE **WXTH SERIES 6 AND 8 FOOT RAISED TOP UNIVERSAL ACCESS TABLES  
WITH 2" X 10" LUMBER TOP AND SEAT PLANKS**

DATE **4-08-05**

DWG. NO. **AI-1645**