

Model WXTH/G-8AL Portable Rectangular Table
with Hot-Dip Galvanized Frames,
8 Ft. long with 2" x 10" Aluminum planks.

- **Raised table top for greater wheelchair clearance**
- **Nontip, nontrip, walk-through design with wheelchair access at both ends**
- **All-welded end frames are fabricated from 2-3/8" diameter steel pipe**
- **Die-formed center channel under table top to support and align top**
- **Diagonal bracing for strength and rigidity**
- **Frames are hot-dip galvanized after fabrication for superior corrosion resistance**
- **Structurally reinforced extruded Aluminum Top and Seats with clear anodized finish**
- **Fast, easy assembly using 3/8" dia. galvanized carriage bolts**

AVAILABLE OPTIONS

6' or 8' models
Black, Green, or Brown Powder Coated steel frame components

SPECIFICATIONS:

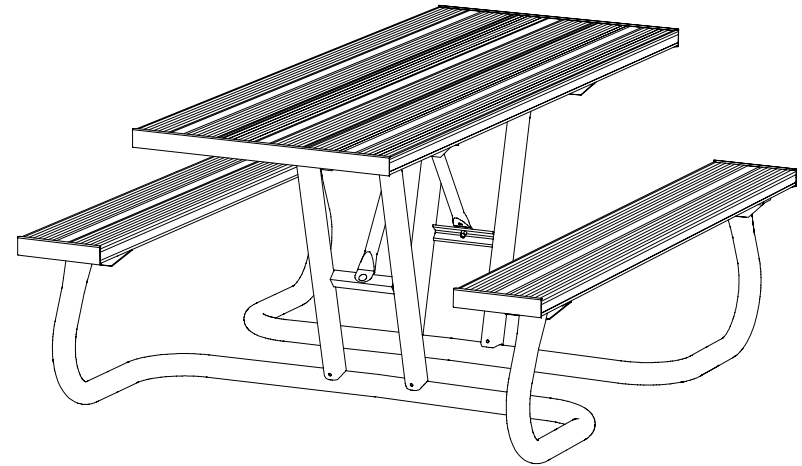
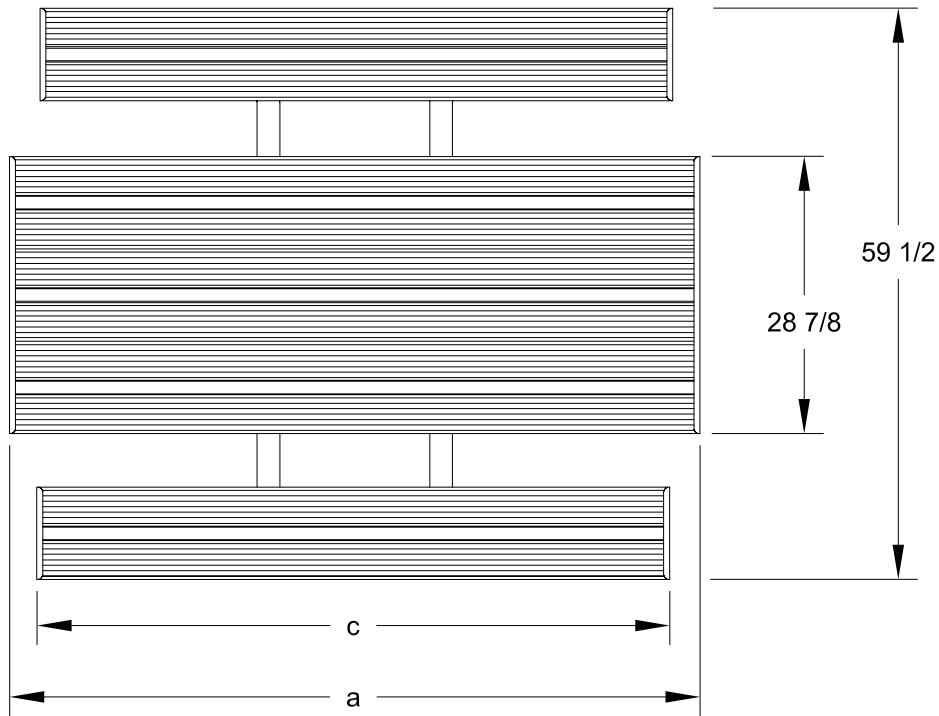
- **WXTH Series** end frames shall be one-piece welded construction, fabricated from 2.375" (2-3/8") O.D. x 10 ga. wall steel pipe to meet 2" nominal steel pipe size specifications with 2" x 2" x 3/16" die-formed steel angle for attaching the seats and tops. Bends shall be tightly formed to prevent tipping when weight is on one side.
- The frame design shall exceed the ADA recommended wheelchair clearances under the table top of: 30" wide, 27" high and 24" total knee and toe clearance (19" knee + 5" toe) at each end of the table while maintaining the full seating capacity of the table for common use.
- Table frame design shall incorporate nontip, nontrip, walk-through design features.
- **Model WXTH/G-6AL** shall have a nom. 6 ft. long top and 5-1/2 ft. long seats.
- **Model WXTH/G-8AL** shall be a nom. 8 ft. in length.
- Nominal table height shall be 33". Frame design shall provide a nominal 31" of clearance from ground level to the underside of table. Nominal seat height shall be 19".
- Frames shall be supported by diagonal braces of 1-5/16" O.D. x 14 ga. wall steel pipe that shall connect to a die-formed steel channel designed to align and provide attachment to the table top.
- All 3/8" dia. galvanized carriage bolts and nuts shall be provided to fasten frames to planks.
- **Standard:** Frames, diagonal braces, and center channel shall be hot-dip galvanized after fabrication to ASTM-A123 to maintain an average zinc coating of 2.0 oz. per sq. ft. of surface area (indicated by "/G" in model no.).
- Seats and top shall be extruded 6063-T6 aluminum alloy in planks with dimensions equivalent to that of 2" x 10" nominal sized lumber. The plank design shall be 1-3/4" x 9-5/8" with four structural reinforcement ribs for greater rigidity. Aluminum planks shall be provided with a clear anodized finish as per anodizing specification 204 R1.
- Channel end caps shall be of extruded 6063-T6 aluminum alloy provided with a clear anodized finish as per anodizing specification 204 R1. End caps shall be press fitted over ends of aluminum planks and shall be mechanically fastened in place at the factory.
- Aluminum planks shall be provided with galvanized carriage bolts and precision fitted aluminum brackets to fasten planks to table frames.
- **Optional:** Frames, diagonal braces and center channel shall be finished in Black, Brown or Green powder coat. (To specify, change "/G" to "/CB" for black, "/CW" for brown, or "/CN" for green in model no., e.g. WXTH/CB-6AL.)
- **U.S. Patent Nos. D489,539; D490,992; D493,291; D496,799; D497,262 — Additional U.S. Patents Pending**

R.J. **THOMAS MFG. CO., INC.**

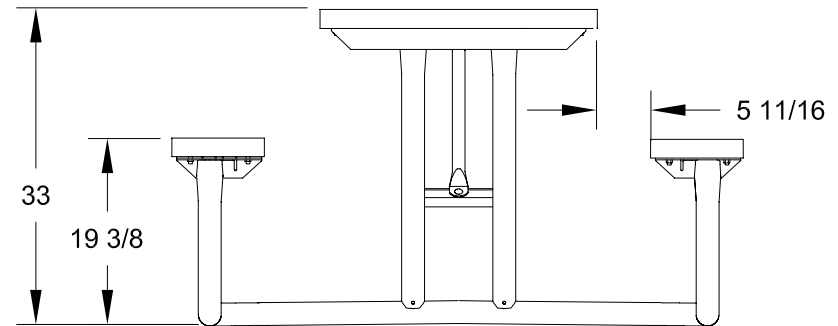
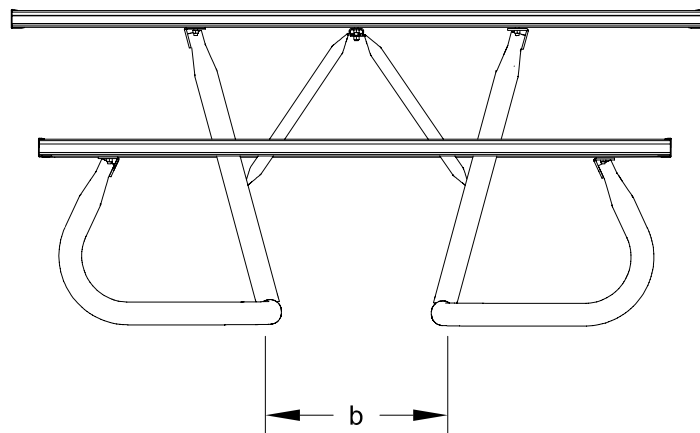
P.O. Box 946 • Cherokee, IA 51012-0946 • PH: 712-225-5115 • 800-762-5002 • FAX: 712-225-5796

E-mail: pilotrock@rjthomas.com • Web Site: <http://www.pilotrock.com>

© 2004 R. J. Thomas Mfg. Co., Inc. PILOT ROCK® Park Equipment is a registered trademark of R. J. Thomas Mfg. Co., Inc.



MODEL NUMBER	DIMENSION		
	a	b	c
WXT-6	72	19	66
WXT-8	96	36-3/16	96



ALL DIMENSIONS IN INCHES

R. J. **THOMAS MFG. Co., Inc.**
P.O. Box 946 • Cherokee, IA 51012

DRAWN BY
WWM

TITLE **WXTH SERIES 6 AND 8 FOOT RAISED TOP UNIVERSAL ACCESS TABLE
WITH ALUMINUM TOP AND SEAT PLANKS**

DATE **4-15-04**

DWG. NO. **AI-1646**