



Model TRH/G-20TP24 Trash Receptacle Holder
with Hot Dip Galvanized steel frame rings and
Treated Southern Yellow Pine 2" x 4" slats.
Shown with Model T/G-22PC1
Pregalvanized Flat Steel Recycling Lid

- **20 gallon capacity**
- **Welded Steel Frame Ring Fabrication**
- **Treated #1 Southern Yellow Pine Slats**
- **Choice of lid, liner, and mounting options**

SPECIFICATIONS:

- **Model TRH-20 Series** trash receptacle holders shall be designed to hold most commercially available 20 gal. liners.
- **Model TRH-20** frames shall be a set of two welded rings. Top ring shall be constructed from 10 ga. x 2-3/8" formed steel angle rolled, flanged inward, to a 20-3/8" I.D. circular ring. Base ring shall be constructed from 10 ga. x 2" formed steel angle rolled, flanged outward, to a 19-1/4" I.D. circular ring, reinforced with die-formed cross braces of 10 ga. x 2" steel bar.
- Galvanized carriage bolts and nuts shall be provided to fasten slats to frame rings.
- Assembled receptacle shall be a nominal 25" high.
- **Standard:** Rings shall be hot-dip galvanized after fabrication to ASTM-A123 to maintain an average zinc coating of 2.0 oz. per sq. ft. of surface area (indicated by "/G" in model no.), e.g. TRH/G-20TP24.
- **Standard:** Lumber shall be nominal 2" x 4" (indicated by 24 in model no.) #1 grade Southern Yellow Pine pressure treated (KDAT) to preserve wood against decay.
- All lumber shall be precision drilled for fast, easy assembly and shall have all exposed edges removed to a 3/8" radius.
- **Optional:** Frame components shall be painted with black enamel finish. To specify, change "/G" in model no. to "/B", e.g. TRH/B-20TP24.
- **Optional:** Construction Heart Redwood and Cedar are available when in stock — please inquire.
- **Optional:** Lumber shall be available in nominal 1" x 4" slats. To specify, change "24" in model no. to "14", e.g. TRH/G-20TP14.

LID OPTIONS

- **T◆-22X** Flat Steel Lid
- **T◆-22** Flat Steel Lid with a spring-loaded 10" dia. Hatch
- **T◆-22PC** Series Flat Steel Recycling Lids with 3" dia. opening, with 4-3/8" dia. opening, or with 5-7/8" dia. opening
 - ◆ Indicates choice of finish or color — Inquire for specific model options

MOUNTING OPTIONS

- Model M1G** Strap Anchor Mount: ground level concrete embedded installation
- Model M4/G** Embedded Pedestal Mount: elevated concrete embedded installation
- Model M5/G** Surface Pedestal Mount: elevated base plate on concrete installation
- Model M6/B** Surface Ground Anchors: four steel rod anchors for temporary location in lawns or on soft dirt.

CAN AND LINER OPTIONS

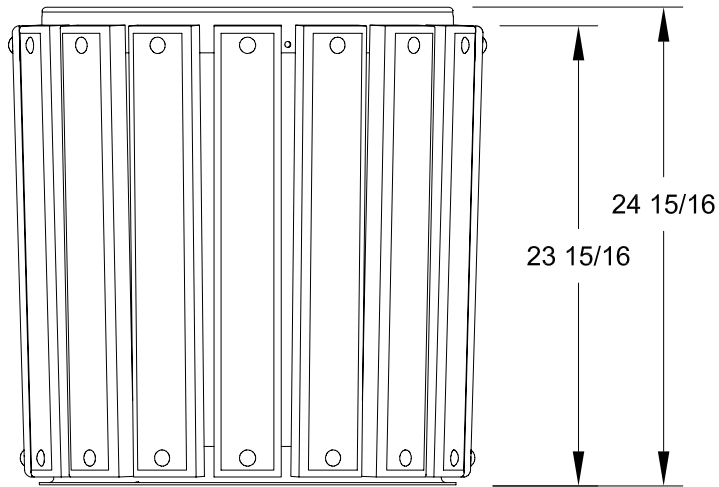
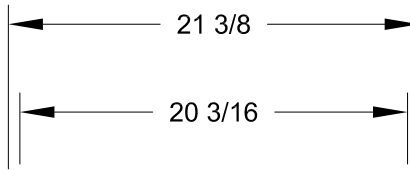
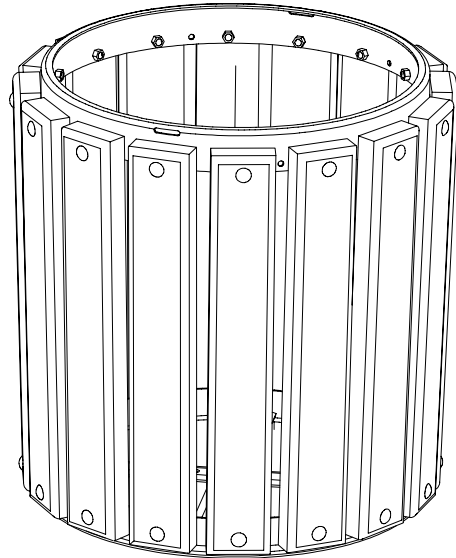
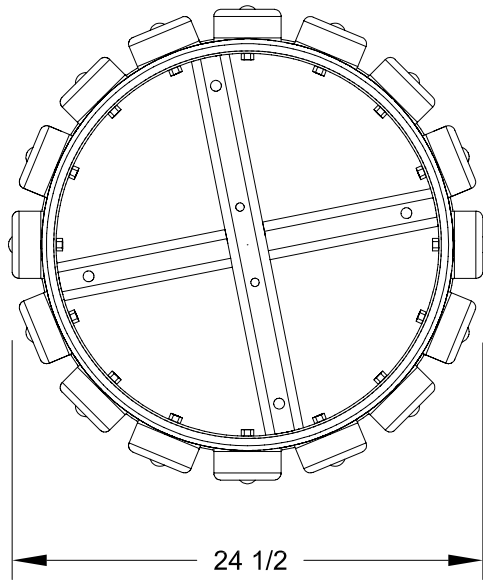
- Model CN-2200CL:** 20 gal. steel can and cover.

R.J. THOMAS MFG. CO., INC.

P.O. Box 946 • Cherokee, IA 51012-0946 • PH: 712-225-5115 • 800-762-5002 • FAX: 712-225-5796

E-mail: pilotrock@rjthomas.com • Web Site: <http://www.pilotrock.com>

© 2005 R. J. Thomas Mfg. Co., Inc. PILOT ROCK® Park Equipment is a registered trademark of R. J. Thomas Mfg. Co., Inc.



ALL DIMENSIONS IN INCHES

R. J. **THOMAS MFG.**
Co., Inc.
 P.O. Box 946
 Cherokee, IA 51012

TITLE TRH-20 SERIES ROUND TRASH AND RECYCLING RECPTACLE
 HOLDER WITH 2 X 4 INCH LUMBER SLATS

DRAWN BY **WWM**

DATE 03-07-06

DWG. NO. **AI-1722**