



Model B61/CN-4PY34 Embedded Mount Bench
with Green Powder Coat Frames,
4 Ft. long with Yellow Recycled Plastic 3" x 4" Timbers.

- **Comfortable seat design may be accessed from either side**
- **Design offers extensions to make longer benches with additional armrests**
- **Wide curves at the corners of the frames also serve as comfortable armrests**
- **Sturdy, formed and welded steel frame construction**
- **Powder Coat frame finish**
- **Precision drilled 100% Recycled Plastic 3" x 4" Timbers**
- **Quality construction throughout**

3 and 4 Ft. Models

SPECIFICATIONS:

- **Model B61-3** shall be a nom. 3 ft. in length.
- **Model B61-4** shall be a nom. 4 ft. in length.
- **Model B61** end frames shall be one-piece welded construction with frame to meet 2" nominal steel pipe size specifications (2-3/8" O.D.) with each corner to be formed on a nominal 6" centerline radius. Seat bracket shall be constructed of 3-1/8" x 2" x 7 Ga die-formed steel angle with holes to mount six 3" x 4" timbers.
- Benches shall be permanently anchored by embedding bench legs in concrete footings.
- **Standard:** Frames shall be finished in Black powder coat (indicated by "/CB" in model no.).
- **Standard:** Seats shall be made of 100% Recycled Plastic molded into 3" x 4" nominal sized timbers with solid Cedar color (indicated by "PC" in model no.) formed throughout and a U.V. stabilizer added for ultra-violet protection. All timbers shall be precision drilled for fast, easy assembly and all edges shall have a molded 3/8" radius with a bullnose profile timber used on outside positions.
 - All 3/8" dia. galvanized carriage bolts and nuts shall be provided to fasten frames to lumber.
- **Optional:** Color choices of powder coated steel frame components. For optional colors choices see Specification Bulletin # SPC-CO-001.
- **Optional:** Color choices of Recycled Plastic components. For optional colors choices see Specification Bulletin # SPC-CO-001.
- Bench extensions of a matching design shall be available on 3 and 4 ft. bench models. For additional information please refer to Specification Bulletin #SPC-BC-080.

AVAILABLE OPTIONS

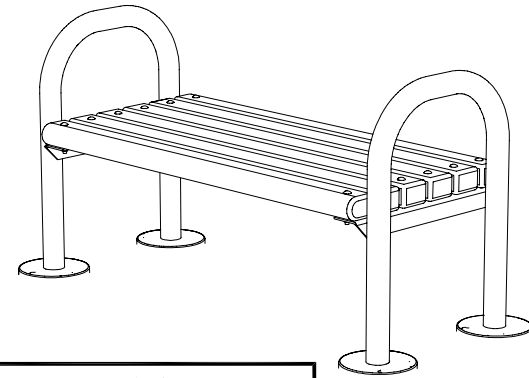
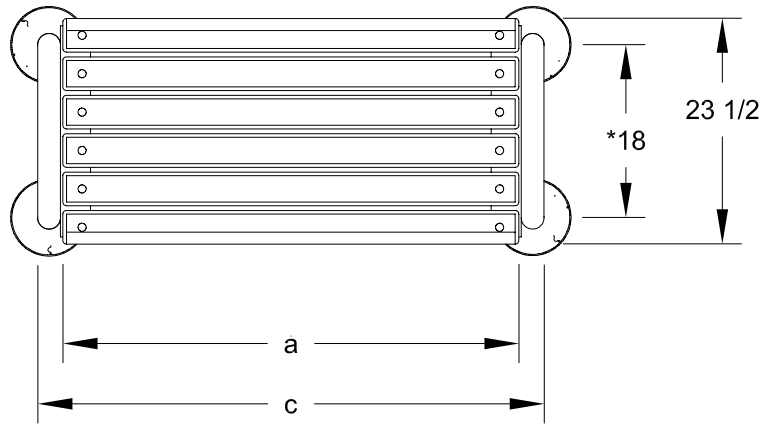
- 3' or 4' models
- Choice of colors of Powder Coat Finish on steel frame components
- Choice of colors of Recycled Plastic
- Bench Extensions for 3' and 4' benches
- Custom Lettering and Plaques available (call for details)

R.J. THOMAS MFG. CO., INC.

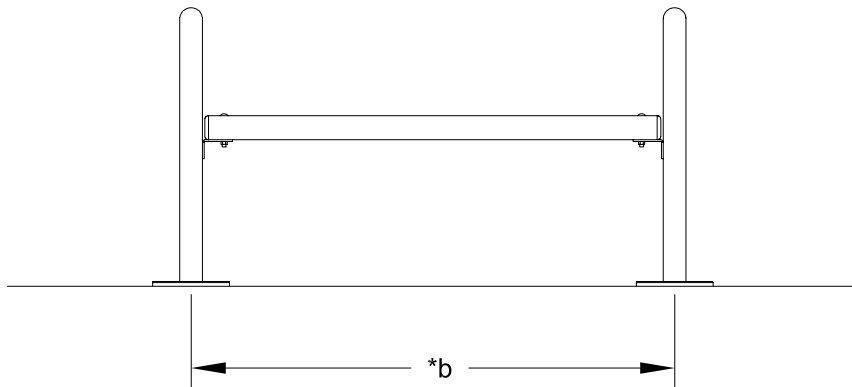
P.O. Box 946 • Cherokee, IA 51012-0946 • PH: 712-225-5115 • 800-762-5002 • FAX: 712-225-5796

E-mail: pilotrock@rjthomas.com • Web Site: <http://www.pilotrock.com>

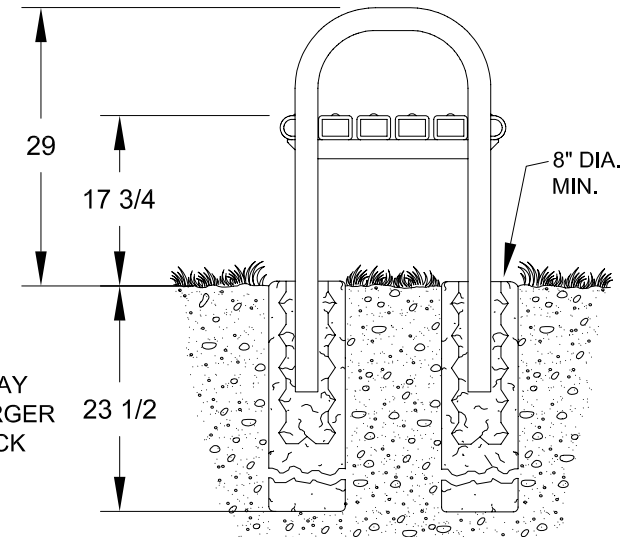
© 2004 R. J. Thomas Mfg. Co., Inc. PILOT ROCK® Park Equipment is a registered trademark of R. J. Thomas Mfg. Co., Inc.



MODEL NUMBER	DIMENSION		
	a	*b	c
B61-3	35 1/2	38 3/8	40 3/4
B61-4	47 1/2	50 3/8	52 3/4



*CTR TO CTR
OF FRAME POSTS



NOTE:
LOCAL SOIL
CONDITIONS MAY
REQUIRE A LARGER
FOOTING (CHECK
LOCAL CODES)

ALL DIMENSIONS IN INCHES

R. J. **THOMAS MFG. CO., INC.**
P.O. Box 946 • Cherokee, IA 51012

DRAWN BY
WWM

TITLE RIVERVIEW SERIES MODEL B61 3 AND 4 FOOT FLAT EMBEDDED MOUNT BENCH
WITH 3" X 4" RECYCLED PLASTIC TIMBERS

DATE 3-18-04

DWG. NO. AI-1601