

**Model SCXB Embedded Mount
4 and 6 Ft. Bench
with Recycled Plastic Back and Seat**



*Model SCXB3/G-6PN24 Embedded Mount Bench
with 3 Hot-Dip Galvanized Frames,
6 Ft. long with Green Recycled Plastic 2" x 4" Planks.*

- **Extra heavy design to be stronger and more stable with a simple, clean design.**
- **Sturdy, formed and welded steel frame construction**
- **Frames are Hot-Dip Galvanized after fabrication for superior corrosion resistance**
- **100% Recycled Plastic Seat and Top Planks with solid color and U.V. stabilizer for ultraviolet protection**
- **Precision drilled plastic planks**
- **Quality construction throughout**

SPECIFICATIONS:

- **Model SCXB** end frames shall be one-piece, welded construction with a back and seat bracket of 2-3/8" x 1-1/2" x 1/8" nominal sized, die-formed channel, and a 2.375" (2-3/8") O.D. post to meet 2" nominal steel pipe size specifications. Bench leg shall be permanently embedded in concrete footings.
- **Model SCXB/G-4PC24** shall be 4 ft. long (nom.) with two frames.
- **Model SCXB3/G-6PC24** shall be 6 ft. long (nom.) with three frames.
- **Standard:** Frames shall be hot-dip galvanized after fabrication to ASTM-A123 to maintain an average zinc coating of 2.0 oz. per sq. ft. of surface area (indicated by "/G" in model no.).
- **Standard:** Back and seat shall be made of 100% Recycled Plastic molded into 2" x 4" nominal sized planks with solid Cedar color (indicated by "PC" in model no.) formed throughout and a U.V. stabilizer added for ultra-violet protection.
- All 3/8" dia. galvanized carriage bolts and nuts shall be provided to fasten frames to planks.
- **Optional:** Frames shall be finished in black enamel paint. (To specify, change "/G" to "/B" in model no., e.g. SCXB/B-4PC24.)
- **Optional:** Color choices of powder coated steel frame components. For optional colors choices see Specification Bulletin # SPC-CO-001.
- **Optional:** Color choices of Recycled Plastic components. For optional colors choices see Specification Bulletin # SPC-CO-001.
- **Optional:** Seat and back shall be available with (2) 2" x 10" (nom.) planks (specify by changing "24" in model no. to "21", e.g. SCXB/G-4PC21).

AVAILABLE OPTIONS

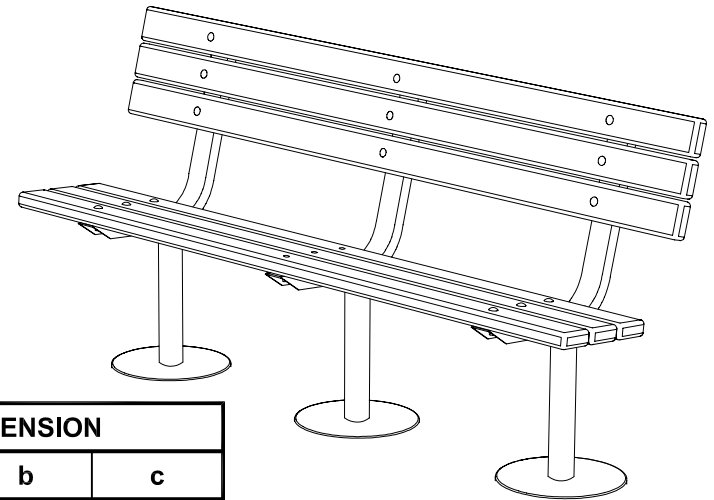
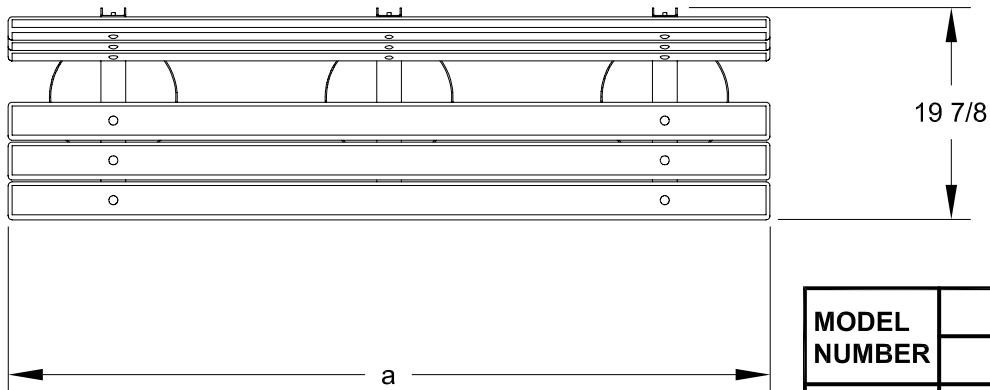
- 4' or 6' models
- Powder Coat Finish in choice of colors or Black Enamel
- Painted steel frame components
- Choice of colors of Recycled Plastic
- Custom Lettering and Plaques available (call for details)
- Armrests

R.J. THOMAS MFG. CO., INC.

P.O. Box 946 • Cherokee, IA 51012-0946 • PH: 712-225-5115 • 800-762-5002 • FAX: 712-225-5796

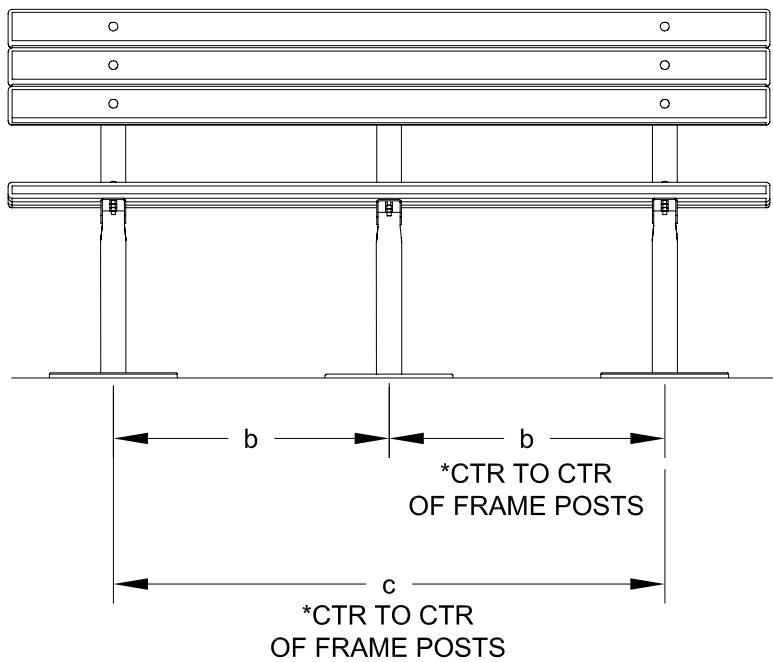
E-mail: pilotrock@rjthomas.com • Web Site: <http://www.pilotrock.com>

© 2005 R. J. Thomas Mfg. Co., Inc. PILOT ROCK® Park Equipment is a registered trademark of R. J. Thomas Mfg. Co., Inc.

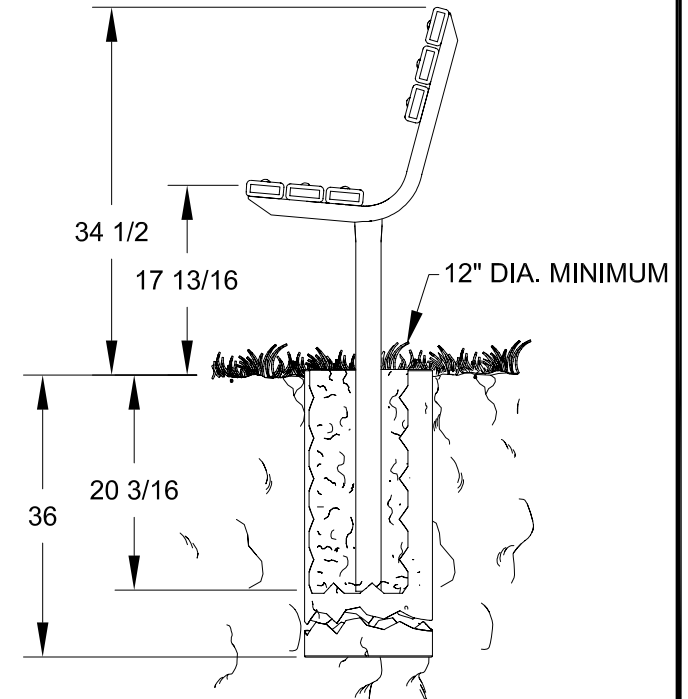


MODEL NUMBER	DIMENSION		
	a	b	c
SCXB-4	47-1/2	N/A*	36
SCXB3-6	71-1/2	25-7/8	51-3/4

* NOTE:
4 FT. LONG BENCH
USES TWO FRAMES
(DOES NOT HAVE
CENTER FRAME)



NOTE:
LOCAL SOIL
CONDITIONS
MAY REQUIRE
A LARGER
FOOTING
(CHECK LOCAL
CODES)



ALL DIMENSIONS IN INCHES

R. J. **THOMAS MFG. Co., INC.**
P.O. Box 946 • Cherokee, IA 51012

DRAWN BY
WWM

TITLE MODEL SCXB EXTRA HEAVY DUTY 4 AND 6 FOOT EMBEDDED MOUNT BENCH WITH
2" X 4" RECYCLED PLASTIC PLANKS

DATE 1-18-05

DWG. NO. AI-1630