

**Model SWRB 4, 6, and 8 Foot
Embedded Mount Contour Bench
with Recycled Plastic Timbers**



*Model SWRB3/G-8PC 8 Ft. Embedded Mount Bench
with Hot Dip Galvanized Frames
and Cedar colored Recycled Plastic 4" x 4" timbers.*

- **Sturdy, formed and welded steel construction**
- **Contour design with Bull-nosed top and front timbers**
- **100% Recycled Plastic seat and top timbers with solid color and U.V. stabilizer for ultraviolet protection**
- **Precision drilled plastic timber**
- **Fast, easy assembly using 3/8" dia. galvanized carriage bolts**
- **Quality construction throughout**

SPECIFICATIONS:

- **Model WRB** end frames shall be one-piece welded construction with 2-1/2" x 2-1/2" square steel post. Back and seat bracket shall be constructed of 3/8" x 4" A-36 flat steel bar, die-formed for shape and reinforcement, to mount eight 4" x 4" timbers.
- Benches shall be permanently anchored by embedding bench legs in concrete footings.
- **Model SWRB-4PC** shall be a nom. 4 ft. in length with two (2) frames.
- **Model SWRB-6PC** shall be a nom. 6 ft. in length with two (2) frames.
- **Model SWRB3-8PC** shall be a nom. 8 ft. in length with three (3) frames.
- **Standard:** Finish shall be hot-dip galvanized after fabrication to ASTM-A123 to maintain an average zinc coating of 2.0 oz. per sq. ft. of surface area (indicated by "/G" in model no.).
- 3/8" galvanized carriage bolts and nuts shall be provided for timber connections.
- **Standard:** Seat shall be made of 100% Recycled Plastic molded into 4" x 4" nominal sized timbers with solid Cedar color (indicated by "PC" in model no.) formed throughout and a U.V. stabilizer added for ultraviolet protection.
- **Optional:** Color choices of powder coated steel frame components. For optional colors choices see Specification Bulletin # SPC-CO-001.
- **Optional:** Frame shall be finished in Black enamel paint. (To specify, change "/G" in model no. to "/B", e.g. SWRB/B-6PC.)
- **Optional:** Color choices of Recycled Plastic components. For optional colors choices see Specification Bulletin # SPC-CO-001.
- **Optional:** In lieu of carriage bolts, zinc plated lag screws shall be provided for timber connections – please specify when ordering.

AVAILABLE OPTIONS

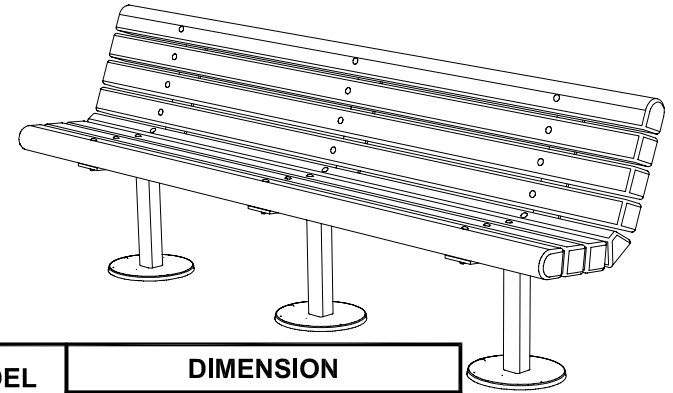
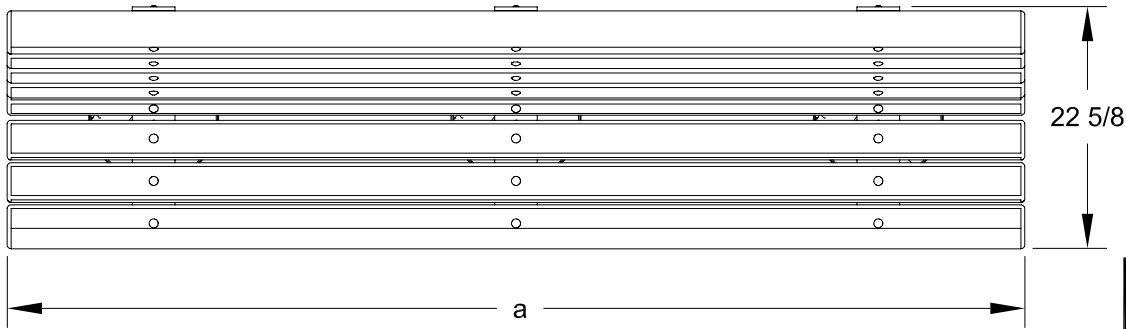
- 4', 6', or 8' models
- Powder Coat Finish in choice of colors or Black Enamel
- Painted steel frame components
- Choice of colors of Recycled Plastic
- Routed Lettering available (call for details)
- Armrests

R.J. THOMAS MFG. CO., INC.

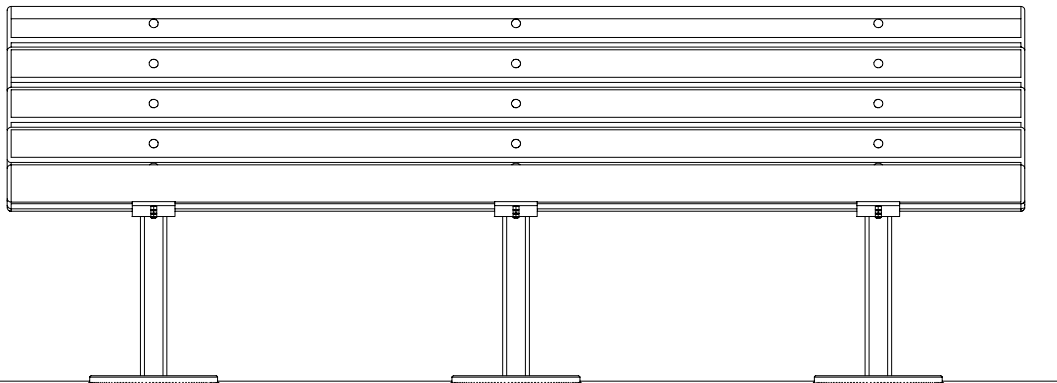
P.O. Box 946 • Cherokee, IA 51012-0946 • PH: 712-225-5115 • 800-762-5002 • FAX: 712-225-5796

E-mail: pilotrock@rjthomas.com • Web Site: <http://www.pilotrock.com>

© 2005 R. J. Thomas Mfg. Co., Inc. PILOT ROCK® Park Equipment is a registered trademark of R. J. Thomas Mfg. Co., Inc.

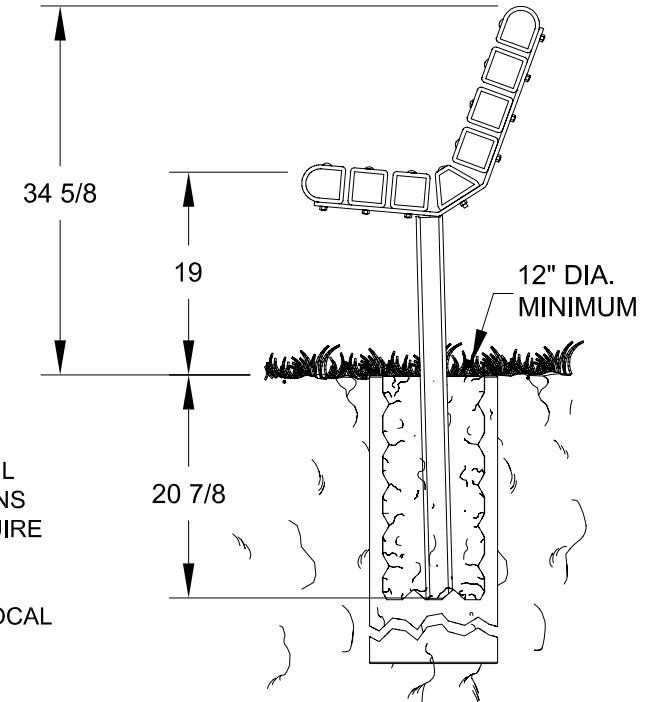


MODEL NUMBER	DIMENSION		
	a	lb*	c
SWRB-4	47-1/2	N/A	36
SWRB-6	71-1/2	N/A	48
SWRB3-8	95-1/2	34	68



NOTE: CENTER FRAME USED ON 8 FOOT BENCH ONLY

CENTER TO CENTER OF LEGS



NOTE: LOCAL SOIL CONDITIONS MAY REQUIRE A LARGER FOOTING (CHECK LOCAL CODES)

ALL DIMENSIONS IN INCHES

R. J. **THOMAS MFG. Co., INC.**
P.O. Box 946 • Cherokee, IA 51012

DRAWN BY
WWM

TITLE MODEL SWRB 4, 6, AND 8 FOOT EMBEDDED MOUNT CONTOUR BENCH WITH 4" X 4" RECYCLED PLASTIC TIMBERS

DATE 3-22-05

DWG. NO. **AI-1636**