

**RIVERVIEW Series BENCH - with VINYL COATING** (Catalog Page 15)

Flat or Contour Benches, embedded or portable/surface mount. All-welded, heavy steel pipe frames and armrests. Modular design.

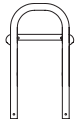
\*Blue Vinyl Expanded Steel  
◆ = (VU)

\*Blue Vinyl Laser Cut Steel  
◆ = (LU)

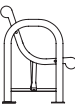
Model No.	Length (ft.)	Frame Configuration	Wt. (lbs.)	Price	Wt. (lbs.)	Price
-----------	--------------	---------------------	------------	-------	------------	-------



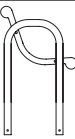
<b>B70 Series Flat Bench -Powder Coated Frames, Black standard */(CB) Surface Mount</b>						
B70/CB-4◆	4	2 End Frames	129	\$526.00	NA	NA
B70/CB-6◆	6	2 End Frames	144	\$600.00	NA	NA
BE70/CB-4◆	4	Bench Extension, 1 Extension Frame	99	\$438.00	NA	NA
BE70/CB-6◆	6	Bench Extension, 1 Extension Frame	114	\$512.00	NA	NA



<b>B71 Series Flat Bench -Powder Coated Frames, Black standard */(CB) Embedded Mount</b>						
B71/CB-4◆	4	2 End Frames	129	\$526.00	NA	NA
B71/CB-6◆	6	2 End Frames	144	\$600.00	NA	NA
BE71/CB-4◆	4	Bench Extension, 1 Extension Frame	99	\$438.00	NA	NA
BE71/CB-6◆	6	Bench Extension, 1 Extension Frame	114	\$512.00	NA	NA



<b>B72 Series Contour Bench -Powder Coated Frames, Black standard */(CB) Surface Mount</b>						
B72/CB-4◆	4	2 End Frames	149	\$630.00	169	\$760.00
B72/CB-6◆	6	2 End Frames	174	\$736.00	199	\$886.00
BE72/CB-4◆	4	Bench Extension, 1 Extension Frame	117	\$524.00	137	\$654.00
BE72/CB-6◆	6	Bench Extension, 1 Extension Frame	142	\$630.00	167	\$780.00



<b>B73 Series Contour Bench -Powder Coated Frames, Black standard */(CB) Embedded Mount</b>						
B73/CB-4◆	4	2 End Frames	161	\$630.00	181	\$760.00
B73/CB-6◆	6	2 End Frames	186	\$736.00	211	\$886.00
BE73/CB-4◆	4	Bench Extension, 1 Extension Frame	125	\$524.00	145	\$654.00
BE73/CB-6◆	6	Bench Extension, 1 Extension Frame	150	\$630.00	175	\$780.00

Replace ◆ in Model No. with VU for \*Blue Expanded Steel or LU for \*Blue Laser Cut Steel.

\*See Page 2 for optional Lumber species, material color options, and the character designators to specify those options in the Model Numbers.

**RJThomas Mfg. Co., Inc.**

P.O. Box 946 • Cherokee, Iowa 51012-0946 • **ORDERS Toll Free: 800-762-5002** • FAX: 712-225-5796 • 712-225-5115

**FINISH, MATERIAL, and COLOR OPTIONS** (Catalog Pages 36 & 37)

FINISH	Specifications	Product Availability	Model Number Designations
Hot-Dip Galvanized	Applied after fabrication and welding to ASTM-A123 specifications to maintain average zinc coating of 2.0 oz. per sq. ft. of surface area	Select bench and table frame components, lantern holders, trash receptacle holder components, bike racks, and two grill models.	Use <b>"/G"</b> in the model numbers. Example: XT/ <b>G</b> -6UP for Hot-Dip Galvanized XT Series table frames.
Powder Coat Finish	Baked on, lead-free TGIC polyester powder coat finish chemically bonded to metal substrate in 400 degree industrial oven to a 3-4 mil thick coating	Select bench and table Steel components, lantern holders, trash receptacle holder components, and bike racks.	For Steel Components use: <b>"/CU"</b> for Blue <b>"/CB"</b> for Black <b>"/CN"</b> for Green <b>"/CW"</b> for Brown <b>"/CY"</b> for Yellow <b>"/CR"</b> for Red <b>"/CA"</b> for Gray <b>"/CE"</b> for Burgundy Example: XT/ <b>CU</b> -6UP for XT table frames powder coated Blue.
		Mill finish Aluminum Planks on select benches and tables	For Aluminum Planks use: <b>"/AU"</b> for Blue <b>"/AB"</b> for Black <b>"/AN"</b> for Green <b>"/AW"</b> for Brown <b>"/AY"</b> for Yellow <b>"/AR"</b> for Red <b>"/AA"</b> for Gray <b>"/AE"</b> for Burgundy Example: XT/ <b>G</b> -6 <b>AR</b> for Aluminum planks powder coated Red on XT table frames.

MATERIAL	Specifications	Product Availability	Model Number Designations
Untreated #1 Southern Yellow Pine	Kiln dried, precision drilled, and all exposed edges removed to 3/8" radius.	2" x 10" planks for tables; 2" x 4", 3" x 4", or 2" x 10" for various benches; and 2" x 4" slats for trash receptacles holders.	Use <b>"/UP"</b> in the model numbers. Example: WUT/ <b>G</b> -6 <b>UP</b> for Untreated Pine on a WUT Series table.
Treated #1 Southern Yellow Pine	Pressure treated with wood preservative (no arsenic), kiln dried after treatment (KDAT), precision drilled, and all exposed edges removed to 3/8" radius.	2" x 10" planks for tables; 2" x 4", 3" x 4", or 2" x 10" for various benches; and 2" x 4" slats for trash receptacles holders.	Use <b>"/TP"</b> in the model numbers. Example: PCXB/ <b>G</b> -6 <b>TP</b> 24 for Treated Pine on a CXB Series bench.
Construction Heart Redwood	Made from interior of American Redwood, precision drilled, and all exposed edges removed to 3/8" radius.	3" x 4" timbers for WB, WRB, OWB, OWRB, Grey Creek, Spring Lake, and Riverview Series benches. Available when in stock on various other benches and tables - please inquire. Note: cedar, fir, and clear redwood available when in stock - please inquire.	Use <b>"/CO"</b> in the model numbers. Example: PWRB/ <b>G</b> -4 <b>CO</b> for Construction Heart Redwood on a WRB Series bench.
Exotic Imported Hardwoods	Species may vary depending on availability and cost. Currently using an Indonesian Balau Wood in 3" x 4" nominal dimension only.	3" x 4" timbers for Grey Creek, Spring Lake, and Riverview Series benches. Available when in stock on WB, WRB, OWB, OWRB Series benches - please inquire.	Use <b>"/IB"</b> in the model numbers. Example: B30/ <b>CN</b> -4 <b>IB</b> 34 for Indonesian Balau Wood on a Grey Creek B30 Series bench.
Aluminum	Planks of 6063-T6 extruded Aluminum Alloy equivalent in size to 2" x 10" nominal sized lumber planks, with Clear Anodized finish to specification 204 R1. Optional Powder Coat finish available - see Finish section above.	Available on CXB, CB, AB, and APB Series benches; and on most rectangular and square tables as listed.	Use <b>"/AL"</b> in the model numbers. Example: SCB/ <b>G</b> -8 <b>AL</b> for Aluminum on a CB Series bench.  For optional Powder Coat finish model number designations see Finish section above. Example: XT/ <b>G</b> -6 <b>AR</b> for Aluminum powder coated Red on an XT Series table.

MATERIAL	Specifications	Product Availability	Model Number Designations
Vinyl Coated Expanded Steel fabricated using 3/4" - #9 Expanded Steel	<b>D-Type</b> Expanded Steel: standard duty table top/seat design for most common public applications	Available on most rectangular tables and round tables (not available on SQT or PQT Series square tables)	Use: <b>"/DB"</b> for Black <b>"/DU"</b> for Blue <b>"/DW"</b> for Brown <b>"/DA"</b> for Gray <b>"/DR"</b> for Red <b>"/DN"</b> for Green Example: T214/ <b>G</b> -4 <b>DU</b> for T200 Series table with Blue Expanded Steel.
	<b>V-Type</b> Expanded Steel: designed with wider edge banding and more supports for heavier use and snow load applications	Available on select benches, and most rectangular tables and square tables	Use: <b>"/VB"</b> for Black <b>"/VU"</b> for Blue <b>"/VW"</b> for Brown <b>"/VA"</b> for Gray <b>"/VR"</b> for Red <b>"/VN"</b> for Green Example: PAB/ <b>G</b> -6 <b>VW</b> 10 for an AB Series bench with Brown Expanded Steel.
Vinyl Coated Perforated Steel fabricated using 14 ga. steel with 9/16" dia. holes	<b>R-Type</b> Perforated Steel: standard duty table top/seat design for most common public applications	Available on most rectangular tables and round tables (not available on SQT or PQT Series square tables)	Use: <b>"/RB"</b> for Black <b>"/RU"</b> for Blue <b>"/RW"</b> for Brown <b>"/RA"</b> for Gray <b>"/RR"</b> for Red <b>"/RN"</b> for Green Example: UT/ <b>G</b> -6 <b>RA</b> for UT Series table with Gray Perforated Steel.
	<b>H-Type</b> Perforated Steel: designed with wider edge banding and more supports for heavier use and snow load applications	Available on select benches, and most rectangular tables and square tables	Use: <b>"/HB"</b> for Black <b>"/HU"</b> for Blue <b>"/HW"</b> for Brown <b>"/HA"</b> for Gray <b>"/HR"</b> for Red <b>"/HN"</b> for Green Example: APB/ <b>G</b> -8 <b>HR</b> 12 for APB Series bench with Red Perforated Steel.
Cut Steel Plate	10 ga. Steel sheet with pattern cut into table tops and seats; and bench flat and contour seats and backs. Powder Coat paint finish.	Available on WUT, WXT, WUTH, WXTH, UT, XT, and T600 rectangular tables; T Series round tables; and Gillette and Oak Knoll Series flat and contour benches	Use <b>"/SP/◆"</b> in the model numbers. Example: WXTH/ <b>G</b> -6 <b>SP/◆</b> for WXTH Series table with Blue Perforated Steel. Replace <b>"/◆"</b> with the Powder Coat paint for Steel components color designations listed above in the Finish Section.
100% Recycled Plastic	Molded into solid shapes corresponding to nominal lumber dimensions and other functional shapes. Solid color throughout and UV stabilizer for ultraviolet protection.	2" x 10" planks for tables; 2" x 4", 2" x 6", 2" x 10", 3" x 4", or 4" x 4" for various benches; and 2" x 4" slats for trash receptacles holders.	Use: <b>"/PR"</b> for Red <b>"/PY"</b> for Yellow <b>"/PB"</b> for Black <b>"/PU"</b> for Blue <b>"/PD"</b> for Weathered Redwood <b>"/PC"</b> for Cedar <b>"/PN"</b> for Green <b>"/PA"</b> for Gray <b>"/PW"</b> for Brown <b>"/PG"</b> for Gold Example: XT/ <b>CU</b> -6 <b>PU</b> for XT Series table with Blue Recycled Plastic.
		Recycled Plastic model number designation exceptions: For RB Series benches and RT Series tables, drop the "P" from the above designations. Examples: RBB/ <b>Y</b> -6 <b>B</b> 26 for an RBB Series Bench or RT/ <b>W</b> -6 <b>C</b> for an RT Series Table. For AT Series tables with Recycled Plastic drop the "P" from the above designations for the frame color after the "AT" but use the usual letters for the top and seat colors. Example: AT/ <b>W</b> -6 <b>PN</b> for an AT Series Table.	