


 A-20  B-24  C2-36  D2-48	PREMIER PARK GRILLS - A, B, C, & D Series (Catalog Pages 60 & 61)
Infinitely Adjustable Cooking Grate, grate tips out of reinforced firebox, full 360 degree rotation of firebox on theft proof base attachment, standard with B2 embedded Post Base	

Model No.	Finish	Firebox Size (D x W x H)	Grate Qty	Total Cooking Area (sq. in.)	Wt. (lbs.) -no shelf	Price
A-20 B2	high temp, non-toxic Black Enamel paint	16" x 20" x 8"	1	320	83	\$166.00
B-24 B2	high temp, non-toxic Black Enamel paint	16" x 24" x 8"	1	384	91	\$182.00
C2-36 B2	high temp, non-toxic Black Enamel paint	(2) 16" x 20" x 8"	2	640	145	\$290.00
D2-48 B2	high temp, non-toxic Black Enamel paint	32" x 32-1/2" x 8"	2	1040	214	\$428.00

Optional Shelves for Premier Park Grills				
Model No.	Fits on	Size (in.)	Wt. (lbs.)	Price
S1	A-20, B-24, C2-36 (1 or 2)	7-1/8 x 9-5/8	4	\$12.00
S2	D2-48 (1 or 2)	10 x 19-1/4	9	\$18.00
S6 Swivel Shelf	A-20, B-24	8 x 16	16	\$49.00

Optional Bases for Premier Park Grills				Add to Grill Price
Model No.	Style	Fits on	Wt. (lbs.)	
B3	Surface Mount Base Plate	A-20, B-24, C2-36,	14	\$14.00
B4	Portable Disc Base	D2-48	27	
B14	Portable Caster Base	D2-48	33	\$111.00

RJThomas Mfg. Co., Inc.