



Model ULT/B-3 48" Embedded Mount Utility Table

- **1/4" steel plate top**
- **Two 6" x 1.920" steel channel posts**
- **Flanged sides keep work on table and offer a safe front edge**
- **One piece welded construction, no assembly required**
- **Easy to clean**

SPECIFICATIONS:

- **ULT Series** Utility Tables shall be a one piece welded construction of a 1/4" steel plate top supported by two 6" x 1.920" steel channel post embedded 18" into a concrete footing to provide a 32" (nom.) working height.
- Table top shall be die-formed to provide 1-3/4" flanges bent upward on the two long sides and one short side to keep work on the table, and downward on one short side to provide a safe blunt edge. The corners shall be clipped to provide an opening for drainage and ease of cleaning.
- **Model ULT-3** shall be 30" deep x 48" wide (nom.).
- The entire table shall be finished in black enamel paint (indicated by "/B" in model no.).
- **Optional:** Table shall be provided with a welded-on 3/8" x 10" x 10" square steel base plate with 25/32" dia. holes in each corner for anchoring to solid surfaces (anchors not included). (To specify add "/P" after ULT in model no. e.g., ULT/P/B-3.)

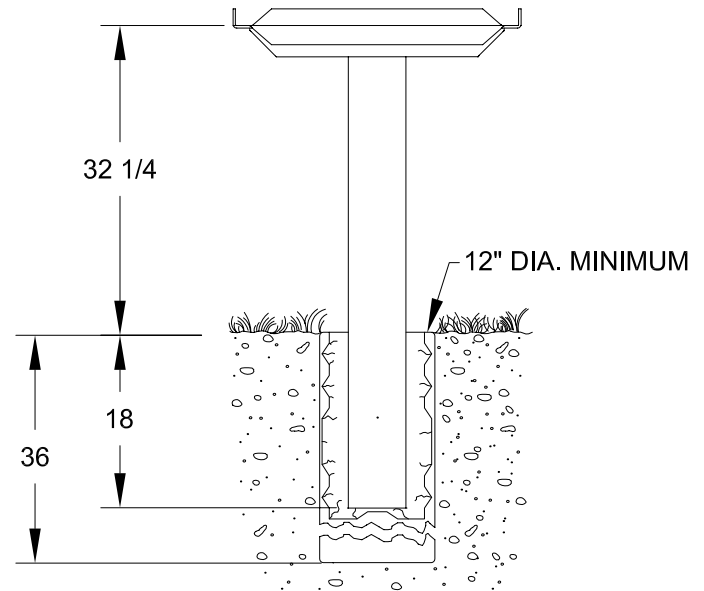
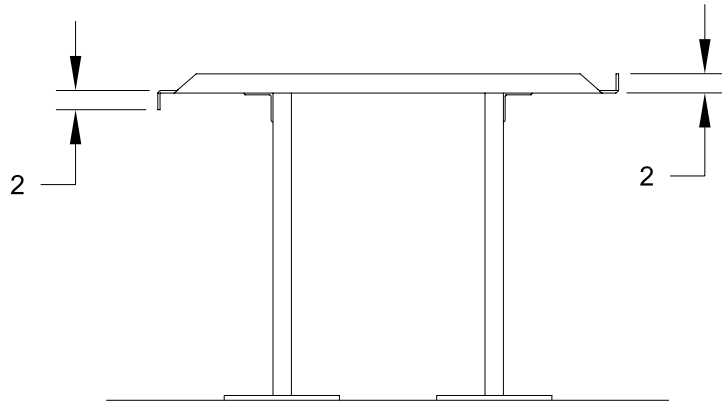
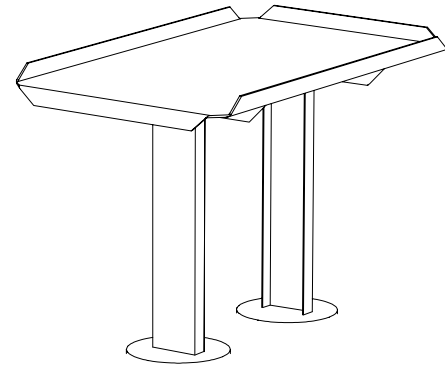
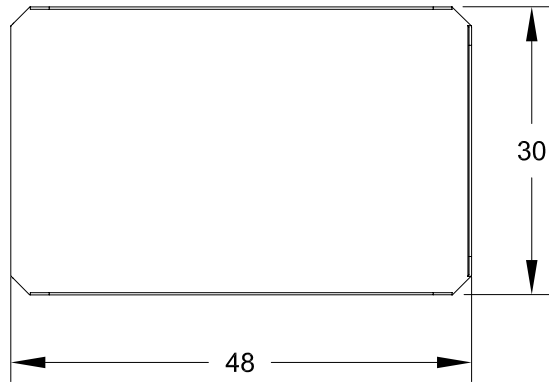
AVAILABLE OPTIONS

Base plate for surface mounting

RJThomas Mfg. Co., Inc.

PO Box 946 • Cherokee, IA 51012-0946 • PH: 712-225-5115 • 800-762-5002 • FAX: 712-225-5796
E-mail: pilotrock@rjthomas.com • Web Site: <http://www.pilotrock.com>

© 2008 RJThomas Mfg. Co., Inc. PILOT ROCK® Park Products is a registered trademark of RJThomas Mfg. Co., Inc.



NOTE:
 LOCAL SOIL
 CONDITIONS
 MAY REQUIRE
 A LARGER
 FOOTING
 (CHECK LOCAL
 CODES)

ALL DIMENSIONS IN INCHES

R. J. **THOMAS MFG. Co., INC.**
 P.O. Box 946 • Cherokee, IA 51012

DRAWN BY
WWM

TITLE MODEL ULT3 UTILITY TABLE WITH EMBEDDED MOUNT

DATE 04-20-07

DWG. NO. AI-1771