



*Model B32C/CN-8IB34 8 Ft. Surface Mount Bench
with Green Powder Coat Frames
and Indonesian Balau Wood 3" x 4" Timbers.*

- **Comfortable contoured full back and seat design**
- **Wide, comfortable armrest loops integrated into end frames**
- **Sturdy, formed and welded steel frame construction**
- **Powder Coat or Hot Dip Galvanized frame finish**
- **Precision drilled Hardwood 3" x 4" Timbers**
- **Quality construction throughout**

SPECIFICATIONS:

- **Model B32C-8** shall be a nom. 8 ft. in length.
- **Model B32C Series** end frames shall be one-piece welded construction with 3/8" x 2-1/2" A-36 flat steel bar legs and die-formed feet with 25/32" dia. anchor holes. Back and seat bracket shall be constructed of 3/8" x 2-1/2" A-36 flat steel bar, die-formed for shape and reinforcement, with holes to mount eight 3" x 4" timbers. The end frames shall include a welded-on circular armrest formed from 1/4" x 2-1/2" A-36 flat steel bar.
- Benches shall be permanently surface mounted using 25/32" dia. holes provided in each frame foot for use with concrete anchors (anchors not included).
- Bench shall be provided with a center frame for additional support (indicated by "B32C" in model no., e.g. B32C/CB-8IB34). Center frame does not have armrest.
- **Standard:** Frames shall be finished in Black powder coat (indicated by "/CB" in model no., e.g. B32C/CB-8IB34).
- **Standard:** Lumber shall be Indonesian Balau Wood 3" x 4" nominal sized timbers (indicated by "IB" in model no., e.g. B32C/CB-8IB34). All timbers shall be precision drilled for fast, easy assembly and shall have all exposed edges removed to a 3/8" radius with a bullnose profile timber used on top and front positions.
- All galvanized fasteners shall be provided for assembly.
- **Optional:** Color choices of powder coated steel frame components. For optional colors choices see Specification Bulletin #SPC-CO-001.
- **Optional:** Frames shall be hot-dip galvanized after fabrication to ASTM-A123 to maintain an average zinc coating of 2.0 oz. per sq. ft. of surface area. (To specify, change "/CB" in model no. to "/G", e.g. B32C/G-8IB34).
- **Optional:** Lumber shall be #1 grade Southern Yellow Pine, pressure treated and kiln dried after treatment (KDAT) to preserve wood against decay, or Construction Heart Redwood. (To specify, change "IB" in model no. to "TP" for Treated Pine, e.g. B32C/CB-8TP34, or to "CO" for Construction Heart Redwood, e.g. B32C/CB-8CO34.)

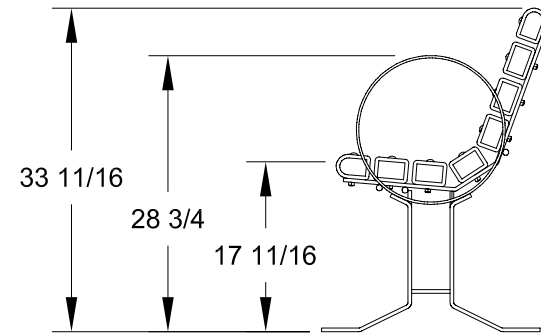
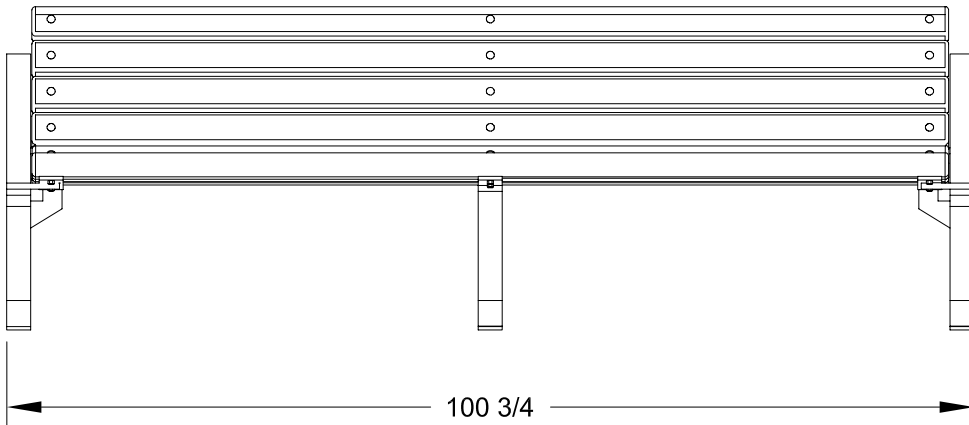
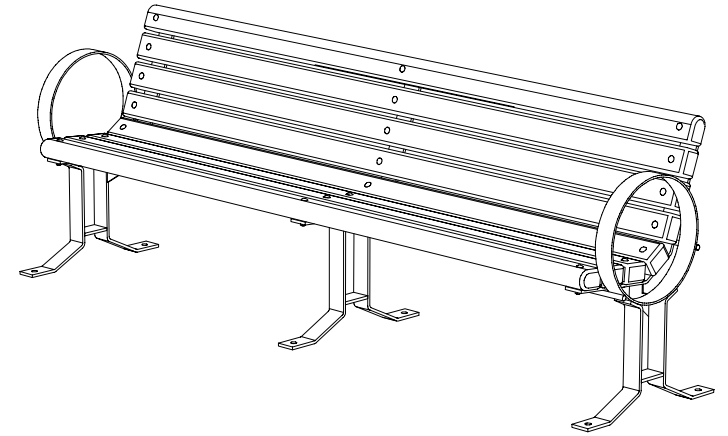
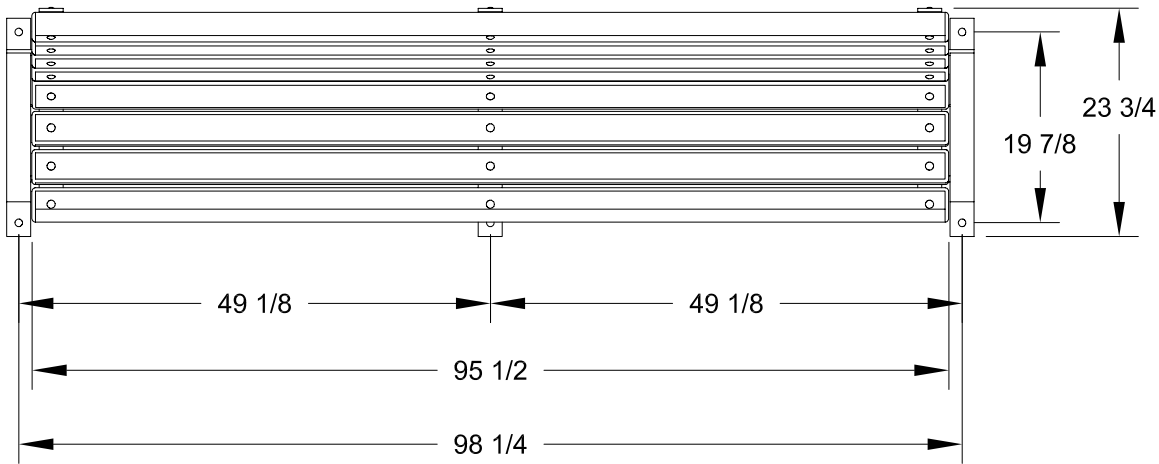
AVAILABLE OPTIONS

Powder Coat Finish in choice of colors or Hot Dip Galvanized steel frame components
Treated #1 Southern Yellow Pine or Construction Heart Redwood lumber
Custom Lettering and Plaques available (call for details)

RJThomas Mfg. Co., Inc.

PO Box 946 • Cherokee, IA 51012-0946 • PH: 712-225-5115 • 800-762-5002 • FAX: 712-225-5796
E-mail: pilotrock@rjthomas.com • Web Site: <http://www.pilotrock.com>

© 2008 RJThomas Mfg. Co., Inc. PILOT ROCK® Park Products is a registered trademark of RJThomas Mfg. Co., Inc.



ALL DIMENSIONS IN INCHES

R. J. **THOMAS MFG. Co., INC.**
 P.O. Box 946 • Cherokee, IA 51012

DRAWN BY
WWM

TITLE **GREY CREEK SERIES MODEL B32C 8 FOOT CONTOUR SURFACE
 MOUNT BENCH WITH 3" X 4" LUMBER TIMBERS**

DATE 1-08-04

DWG. NO. **AI-1526**