

Model BE32/CN-3PC34 3 Ft. Surface Mount Bench Extension with Green Powder Coat Frames and Cedar colored Recycled Plastic 3" x 4" Timbers. (Shown with **Model B32/CN-3PC34** Bench.)

- **Comfortable contoured full back and seat design**
- **Designed to join easily with Model B32 benches to make longer benches with additional armrests**
- **Wide, comfortable armrest loops integrated into extension frames**
- **Sturdy, formed and welded steel frame construction**
- **Powder Coat or Hot-Dip Galvanized frame finish**
- **100% Recycled Plastic 3" x 4" Timbers**
- **Quality construction throughout**

SPECIFICATIONS:

- **Model BE32-3** shall be a nom. 3 ft. in length.
- **Model BE32-4** shall be a nom. 4 ft. in length.
- Model BE32 bench extensions shall be used with Model B32 3 and 4 ft. benches. Multiple extensions can be added to create any length of bench in 3 and 4 ft. increments. The extension frame replaces one bench end frame which is then moved to the end of the extension. (For information on Model B32 benches refer to Specification Bulletin #SPC-BC-014.)
- **Model BE32 Series** extension frame shall be one-piece welded construction with 3/8" x 2-1/2" A-36 flat steel bar legs and die-formed feet with 25/32" dia. anchor holes. Two back and seat brackets shall be constructed of 3/8" x 2-1/2" A-36 flat steel bar, die-formed for shape and reinforcement, with holes to mount eight 3" x 4" timbers. The circular armrest shall be formed from 1/4" x 2-1/2" flat steel bar.
- Extensions shall be permanently surface mounted using 25/32" dia. holes provided in each frame foot for use with concrete anchors (anchors not included).
- **Standard:** Frames shall be finished in Black powder coat (indicated by "/CB" in model no., e.g. BE32/CB-3PC34).
- **Standard:** Seats shall be made of 100% Recycled Plastic molded into 3" x 4" nominal sized timbers with solid Cedar color (indicated by "PC" in model no., e.g. BE32/CB-3PC34) formed throughout and a U.V. stabilizer added for ultra-violet protection. All timbers shall be precision drilled for fast, easy assembly and all edges shall have a molded 3/8" radius with a bullnose profile timber used on top and front positions.
- All galvanized fasteners shall be provided for assembly.
- **Optional:** Color choices of powder coated steel frame components. For optional colors choices see Specification Bulletin #SPC-CO-001.
- **Optional:** Frames shall be hot dip galvanized after fabrication to ASTM-A123 to maintain an average zinc coating of 2.0 oz. per sq. ft. of surface area. (To specify, change "/CB" in model no. to "/G", e.g. BE32/G-3PC34).
- **Optional:** Color choices of Recycled Plastic components. For optional colors choices see Specification Bulletin #SPC-CO-001.

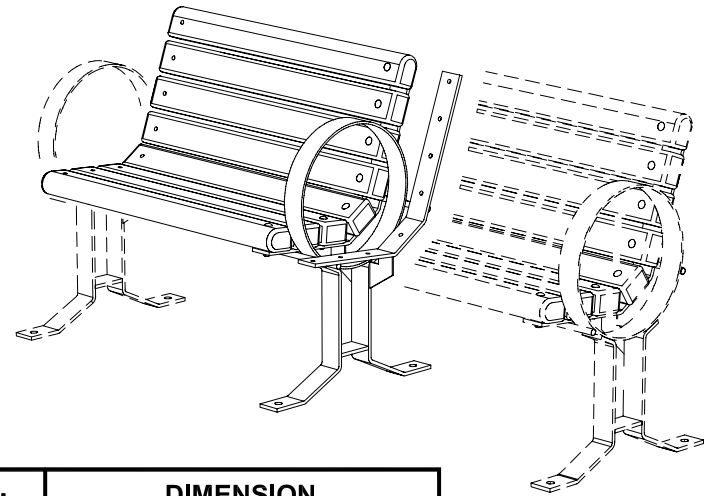
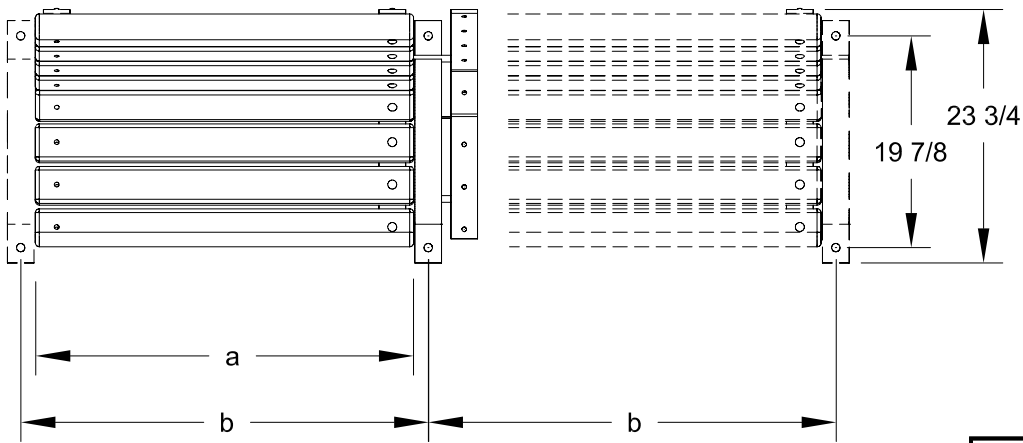
AVAILABLE OPTIONS

- 3' or 4' models
- Powder Coat Finish in choice of colors or Hot Dip Galvanized steel frame components
- Choice of colors of Recycled Plastic
- Custom Lettering and Plaques available (call for details)

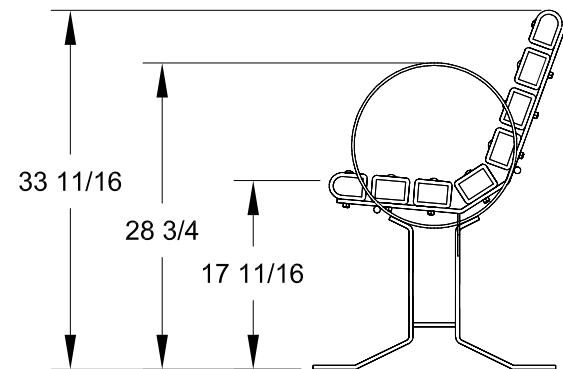
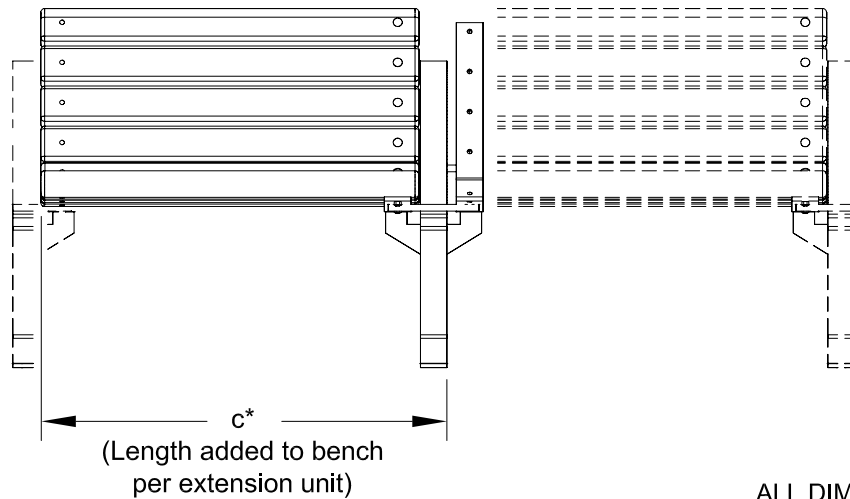
RJThomas Mfg. Co., Inc.

PO Box 946 • Cherokee, IA 51012-0946 • PH: 712-225-5115 • 800-762-5002 • FAX: 712-225-5796
E-mail: pilotrock@rjthomas.com • Web Site: <http://www.pilotrock.com>

© 2008 RJThomas Mfg. Co., Inc. PILOT ROCK® Park Products is a registered trademark of RJThomas Mfg. Co., Inc.



MODEL NUMBER	DIMENSION		
	a	b	c*
BE32-3	35 1/2	38 1/4	38 1/4
BE32-4	47 1/2	50 1/4	50 1/4



ALL DIMENSIONS IN INCHES

R. J. **THOMAS MFG. CO., INC.**
P.O. Box 946 • Cherokee, IA 51012

DRAWN BY
WWM

TITLE GREY CREEK SERIES MODEL BE32 3 AND 4 FOOT CONTOUR BENCH EXTENSION WITH 3" x 4" 100% RECYCLED PLASTIC TIMBERS (SHOWN WITH GREY CREEK SERIES MODEL B32 BENCH IN PHANTOM)

DATE 8-1-03

DWG. NO. **AI-1509**