

Model N3-2460 B8 Large Group Multilevel Grill



Model N3-2460 B8 Large Group Multilevel Grill

- **Four cooking height levels with grate adjustment in slots die-cut from the steel sides of grill box**
- **Front edge of grate formed up to prevent food from rolling off**
- **Firebox is reinforced with flares die-formed into front edges of side panels**
- **Integral ash retainer flange combats heat warpage and prevents ashes from falling from the firebox**
- **Reinforced bottom prevents heat warpage**
- **Patented theft-proof base attachment**
- **Full 360° rotation for draft control**
- **Public use-type grips of coiled steel bar**

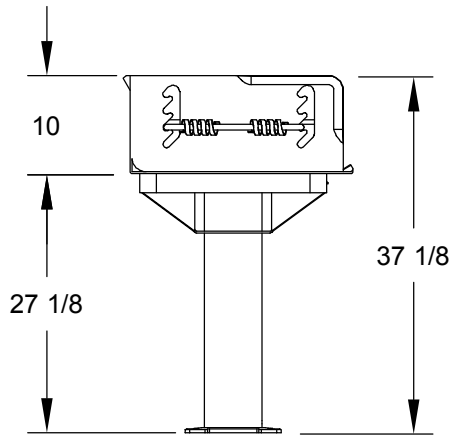
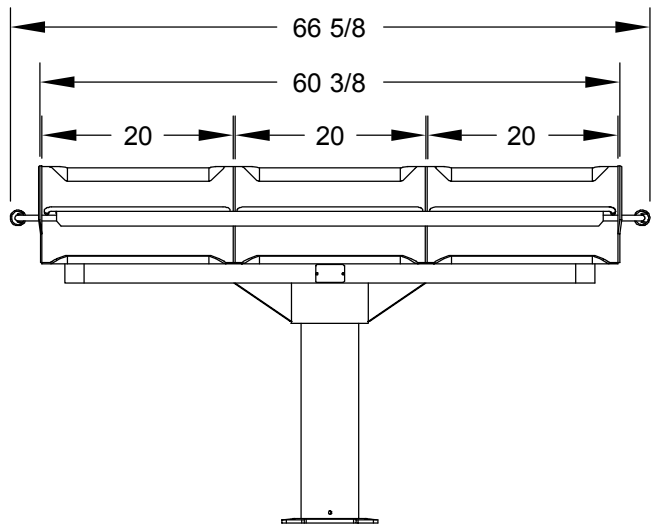
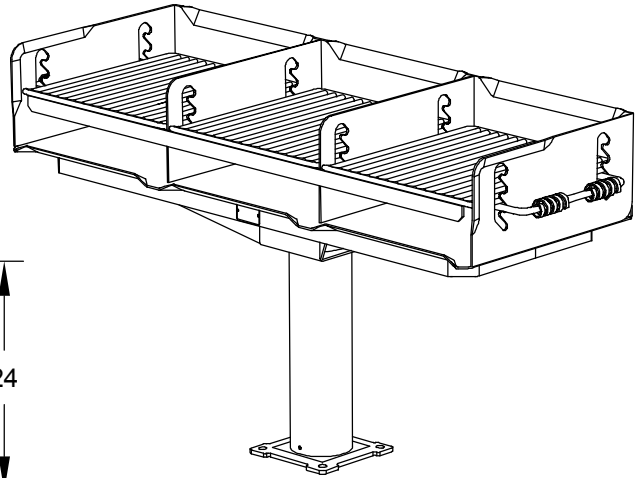
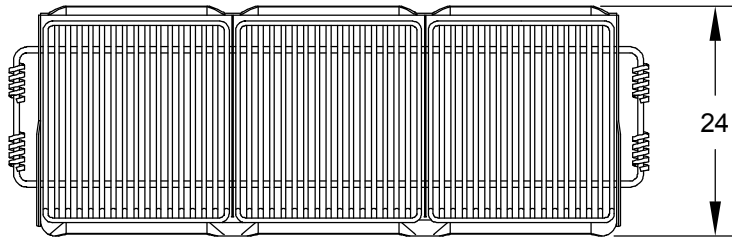
SPECIFICATIONS:

- **Model N3-2460 B8** shall have a single 1140 sq. in. grate equally divided by three cooking chambers. Grate is supported by the two end panels and two divider panels. Cooking height adjusts to 4 levels between 3-1/2" and 8-3/4" above the firebed by means of die-cut slots in side panels.
- A 60" x 24" x 10" high firebox and swivel mechanism shall be constructed entirely of 3/16" plate steel. Integral ash flanges shall be die-formed into front edge to retain ashes and provide reinforcement. Panel reinforcing flares shall be die-formed into the front edges of both side panels and top of rear panel. Firebox shall be rib reinforced with 3/16" bar stock on the underside to prevent heat warpage. All exposed corners shall be rounded to 1-1/2" radius and all edge connections shall be entirely welded. Allowance for drainage shall be provided.
- Grate shall be constructed from 5/8" dia. A-36 steel bars for support handles and 1/2" dia. A-36 steel bars spaced 1-1/8" on centers to provide the grate surface and shall be permanently attached to firebox.
- Grate shall be provided with two substantially constructed coil grips on each end outside of firebox suitable for public use made from 1/8" x 1/2" steel flat bar (not wire springs).
- Grill shall be permanently attached after base installation by means of absolutely theft-proof base attachment allowing continuous 360° rotation of grill in either direction.
- Grill shall be supported by a 6" O.D. heavy wall steel pipe with a welded 3/8" x 10" x 10" base plate with four 25/32" dia. holes for permanent installation in concrete footing (indicated by "B8" in model no.). Includes four 1/2" x 6" J-bolt anchors for concrete footing installation.
- Entire unit shall be finished in high temperature, heat resistant, nontoxic black enamel.

RJThomas Mfg. Co., Inc.

PO Box 946 • Cherokee, IA 51012-0946 • PH: 712-225-5115 • 800-762-5002 • FAX: 712-225-5796
E-mail: pilotrock@rjthomas.com • Web Site: <http://www.pilotrock.com>

© 2008 RJThomas Mfg. Co., Inc. PILOT ROCK® Park Products is a registered trademark of RJThomas Mfg. Co., Inc.



ALL DIMENSIONS IN INCHES

R.J. **THOMAS MFG.**
Co., Inc.
 P.O. Box 946
 Cherokee, IA 51012

TITLE MODEL N3-2460 B8 MULTILEVEL SHELTERHOUSE GRILL

DRAWN BY **WWM**

DATE 1-27-08

DWG. NO. **AI-1826**