

UT Series Wheelchair Accessible Extended Portable Rectangular Table with Aluminum Top and Seats



Model UT/G-6AL/E 6 Ft. Wheelchair Accessible Extended Portable Rectangular Table, with Hot Dip Galvanized Frame and Aluminum Top and Seats

- **Extended top for wheelchair accessibility at one end**
- **Strong 1-5/8" diameter all welded, steel pipe end frame construction**
- **Die-formed center channel under table top to support and align top planks**
- **Diagonal bracing for strength and rigidity**
- **Frames are hot-dip galvanized after fabrication for superior corrosion resistance**
- **Structurally reinforced extruded Aluminum with anodized finish**
- **Limited Lifetime Warranty on frames**

AVAILABLE OPTIONS

Powder Coat Finish in choice of colors for steel frame components

Powder Coat Finish in choice of colors for aluminum top and seats

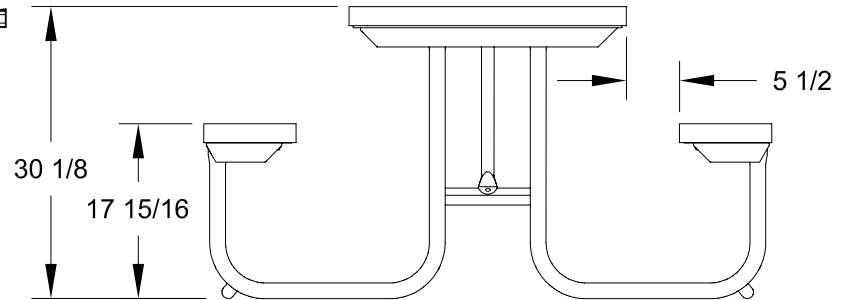
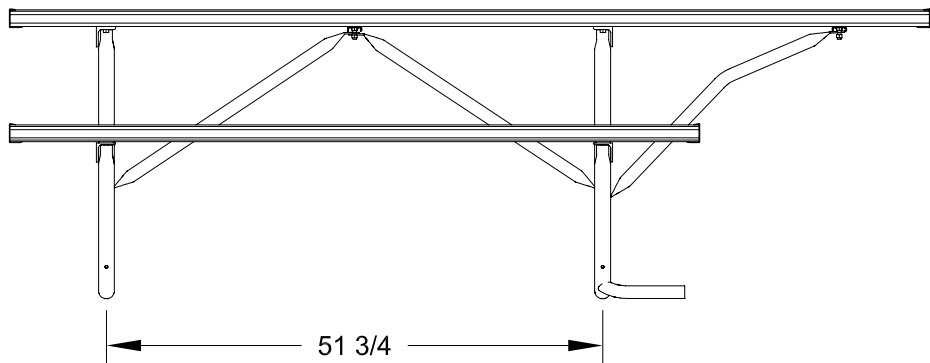
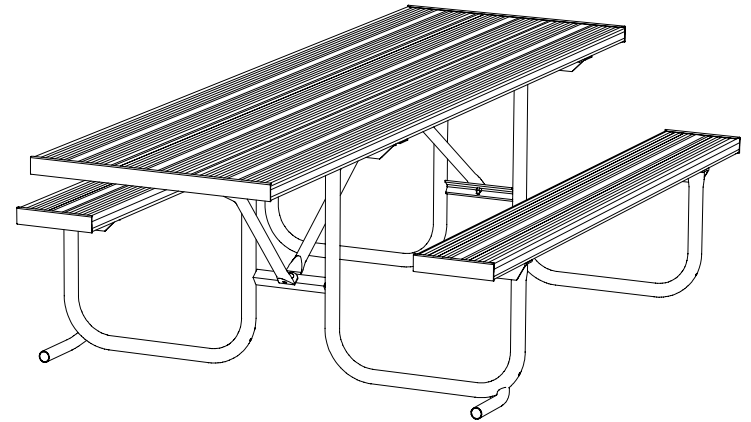
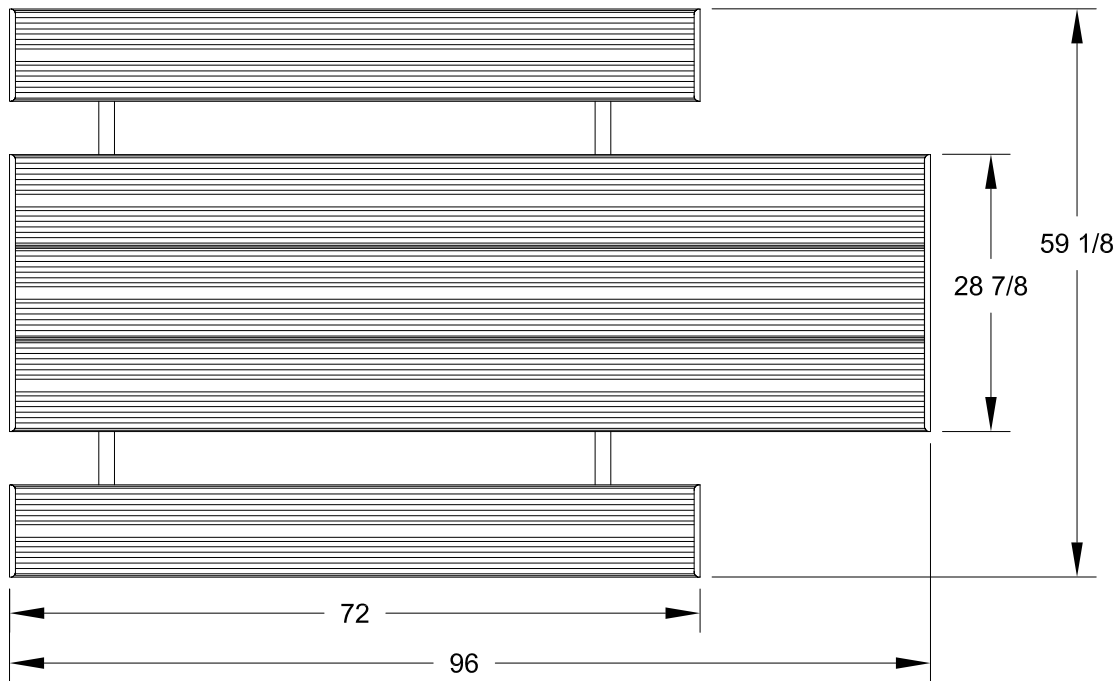
SPECIFICATIONS:

- **UT Series** end frames shall be one-piece welded construction, fabricated from 1.660" O.D. (1-5/8" O.D.) steel pipe to meet 1-1/4" nominal pipe size specifications with 2" x 2" x 3/16" A-36 structural grade steel angle for attaching the seats and tops. Steel frame pipe is welded on as "outriggers" for added stability for tables using light weight aluminum.
- Table frame design shall incorporate nontip, nontrip, walk-through design features.
- **Model UT/G-6AL/E** shall have nominal 6 ft. long seats and a nominal 8 ft. long top.
- Nominal table height shall be 30-11/16". Nominal seat height shall be 18-11/16".
- Table top shall extend 2 ft. beyond seats to provide the ADA recommended wheelchair clearances of: 30" wide, 27" under table (ground to bottom of table top), and 24" total knee and toe clearance (19" + 5").
- Frames shall be supported by diagonal braces of 1-5/16" O.D. 14 ga. wall steel pipe that shall connect to the underside of the table top.
- **Standard:** All steel frame components shall be hot-dip galvanized after fabrication to ASTM-A123 to maintain an average zinc coating of 2.0 oz. per sq. ft. of surface area (indicated by "/G" in model no.).
- Aluminum shall be extruded 6063-T6 aluminum alloy in planks with dimensions equivalent to that of 2" x 10" nominal sized lumber. The plank design shall be 1-3/4" x 9-5/8" with four structural reinforcement ribs for greater rigidity. Aluminum planks shall be provided with a clear anodized finish as per anodizing specification 204 R1. Aluminum clips to fasten planks to frames are included.
- Channel end caps shall be of extruded 6063-T6 aluminum alloy provided with a clear anodized finish as per anodizing specification 204 R1. End caps shall be press fitted over ends of aluminum planks and mechanically fastened in place at the factory.
- Table tops are assembled into single units at the factory with one-piece end caps across each end.
- **Optional:** All steel frame components shall have powder coat finish. For color choices see Specification Bulletin # SPC-CO-001
- **Optional:** Altop and seat planks and end caps shall have powder coat finish. For color choices see Specification Bulletin # SPC-CO-001

RJThomas Mfg. Co., Inc.

PO Box 946 • Cherokee, IA 51012-0946 • PH: 712-225-5115 • 800-762-5002 • FAX: 712-225-5796
E-mail: pilotrock@rjthomas.com • Web Site: <http://www.pilotrock.com>

© 2008 RJThomas Mfg. Co., Inc. PILOT ROCK® Park Products is a registered trademark of RJThomas Mfg. Co., Inc.



ALL DIMENSIONS IN INCHES

R. J. THOMAS MFG. Co., INC.
 P.O. Box 946 • Cherokee, IA 51012

DRAWN BY
WWM

TITLE **UT SERIES 6 FOOT WHEELCHAIR ACCESSIBLE PORTABLE RECTANGULAR TABLE
 EXTENDED 2 FOOT ON ONE END
 WITH ALUMINUM TOP AND SEATS**

DATE 8-22-05

DWG. NO. **AI-1684**