

# XT Series 6 and 8 Foot Side Access Rectangular Table with Lumber Top and Seats



*Model UT/CR-6UP/SA 6 Ft. Wheelchair Accessible Heavy Duty  
Portable Rectangular Table with Red Powder Coat Frames  
and Untreated Pine top and seats.  
Table provides side access for one wheelchair.*

- **ADA compliant access for one wheelchair**
- **Nontip, nontrip, walk-through design**
- **All welded end frames are fabricated from 2\*3/8" diameter steel pipe**
- **Die-formed center channel and diagonal braces align and strengthen entire table**
- **Frames are hot dip galvanized after fabrication for superior corrosion resistance**
- **Precision drilled, Untreated #1 Southern Yellow Pine Top and seat Planks**
- **Fast, easy assembly using 3/8" dia. galvanized carriage bolts**
- **Limited lifetime warranty on frames**

## AVAILABLE OPTIONS

- 6' or 8' length
- Powder Coat Finish in choice of colors or Black Enamel Painted steel frame components
- Pressure treated #1 Southern Yellow Pine lumber (Cedar, Fir, or Redwood lumber when in stock)

## SPECIFICATIONS:

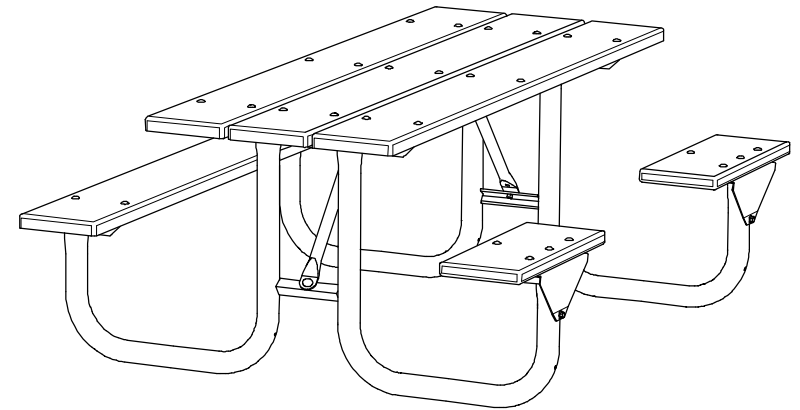
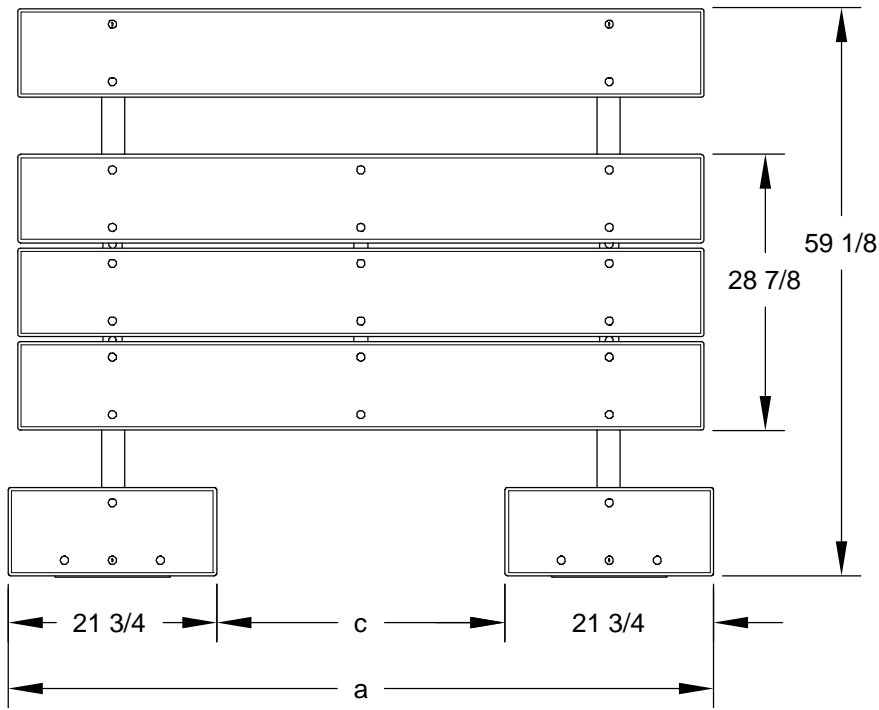
- **XT Series** end frames shall be one-piece welded construction, fabricated from 2.375" O.D. (2-3/8" O.D.) steel pipe to meet 2" nominal steel pipe size specifications with 2" x 2" x 3/16" A-36 structural grade steel angle for attaching the seats and tops.
- Table frame design shall incorporate nontip, nontrip, walk-through design features.
- Table shall provide one wheelchair space created by attaching two 21-3/4" long seats to end frames on one side. Short seats shall be supported by a 11 ga. steel plate bracket. Gap between seats shall create a ADA recommended space of 30" wide, 19" deep, and 27" from ground to bottom of table top for knee space, and minimum 9" above ground extending a total of 24" deep for toe space. Indicated by "/SA" at end of model no.
- Nominal table height, 30". Nominal seat height, 18".
- **Model XT/G-6/SA** shall be a nominal 6 ft. long with two 21-3/4" long seats on one side, one 71-1/2" seat on opposite side.
- **Model XT/G-8/SA** shall be a nominal 8 ft. long with two 21-3/4" long seats on one side, one 95-1/2" seat on opposite side.
- Frames shall be supported by diagonal braces of 1-5/16" O.D. x 14 ga. wall steel pipe that shall connect to a die-formed steel channel designed to align and provide attachment to the table top.
- **Standard:** All steel frame components shall be hot-dip galvanized after fabrication to ASTM-A123 to maintain an average zinc coating of 2.0 oz. per sq. ft. of surface area (indicated by "/G" in model no., e.g. XT/G-6UP/SA).
- All fasteners shall be provided for assembly.
- **Standard:** Lumber shall be Untreated #1 grade Southern Yellow Pine (indicated by "UP" in model no., e.g. XT/G-6UP/SA) 2" x 10" nominal sized planks, kiln dried to reduce moisture content. All lumber shall be precision drilled to facilitate assembly and shall have all exposed edges removed to a 3/8" radius.
- **Optional:** All steel frame components shall be finished in black enamel paint. To specify, change "/G" to "/B" in model no., e.g. XT/B-6UP/SA.
- **Optional:** All steel frame components shall have powder coat finish. For color choices see Specification Bulletin #SPC-CO-001.
- **Optional:** Treated #1 Southern Yellow Pine is readily available and shall be pressure treated (KDAT) to preserve wood against decay. To specify, change "UP" in model no. to "TP", e.g. XT/G-6TP/SA. (Cedar, Fir and Redwood are available when in stock -please inquire.)

**R. J. THOMAS MFG. CO., INC.**

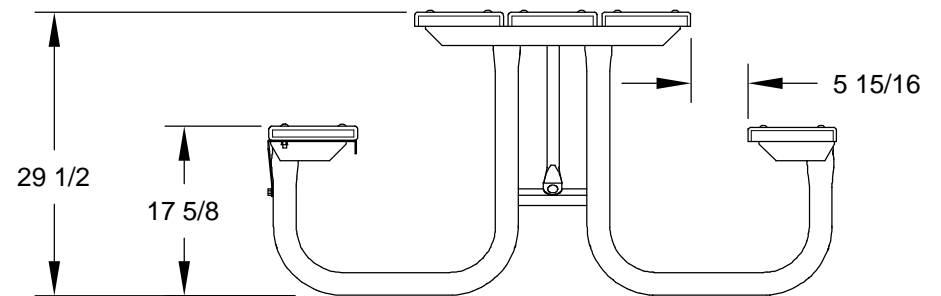
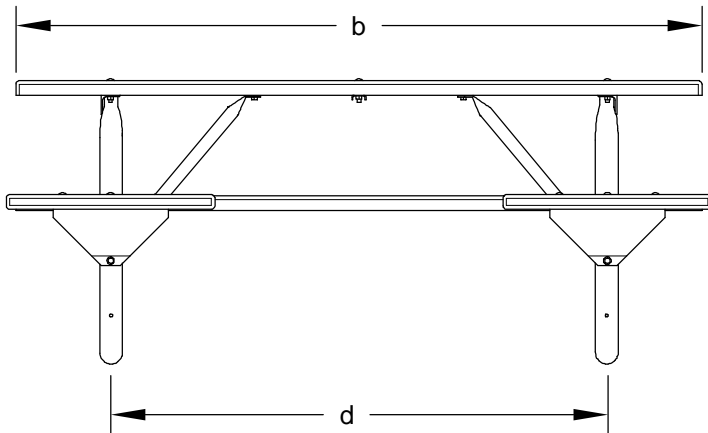
P.O. Box 946 • Cherokee, IA 51012-0946 • PH: 712-225-5115 • 800-762-5002 • FAX: 712-225-5796

E-mail: [pilotrock@rjthomas.com](mailto:pilotrock@rjthomas.com) • Web Site: <http://www.pilotrock.com>

© 2007 R. J. Thomas Mfg. Co., Inc. PILOT ROCK® Park Equipment is a registered trademark of R. J. Thomas Mfg. Co., Inc.



MODEL NUMBER	DIMENSION			
	a	b	c	d
XT-6/SA	71-1/2	71-1/2	30	51-3/4
XT-8/SA	95-1/2	95-1/2	48-1/4	70



ALL DIMENSIONS IN INCHES

R. J. **THOMAS MFG. Co., INC.**  
P.O. Box 946 • Cherokee, IA 51012

DRAWN BY  
**WWM**

TITLE XT SERIES EXTRA HEAVY DUTY 6 AND 8 FOOT SIDE ACCESS PORTABLE  
RECTANGULAR TABLE WITH LUMBER TOP AND SEATS

DATE 7-29-08

DWG. NO. **AI-1814**