



Model UTH/G-6UP/E, 6 ft., Heavy Duty Wheelchair Accessible Portable Table, Extended 2 ft. One End, with hot dip galvanized Frames and Untreated Pine Top and Seats

- **ADA compliant wheelchair accessibility at one end**
- **Nontip, nontrip walk-through design**
- **All welded end frames are fabricated from 1.66" diameter steel pipe**
- **Die-formed center channel and diagonal braces align and strengthen entire table**
- **Frames are hot dip galvanized after fabrication for superior corrosion resistance**
- **Precision drilled, Untreated #1 Southern Yellow Pine Top and seat Planks**
- **Fast, easy assembly using 3/8" dia. galvanized carriage bolts**
- **Limited lifetime warranty on frames**

AVAILABLE OPTIONS

- **6' or 8' lengths**
- **Powder Coat Finish in choice of colors on steel frame components**
- **Pressure treated #1 Southern Yellow Pine lumber (Cedar, Fir, or Redwood lumber when in stock)**

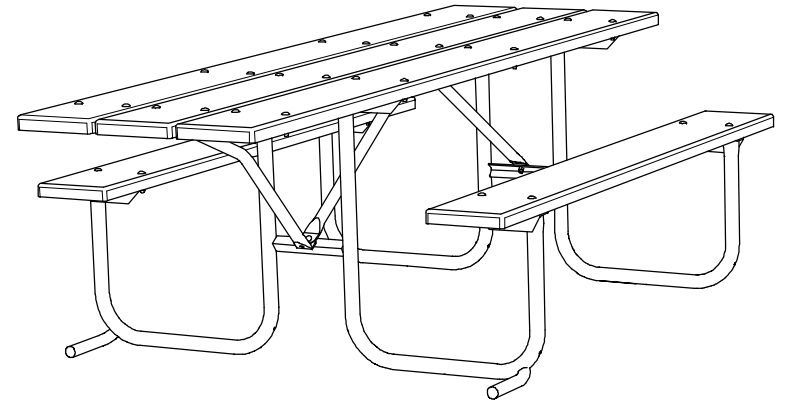
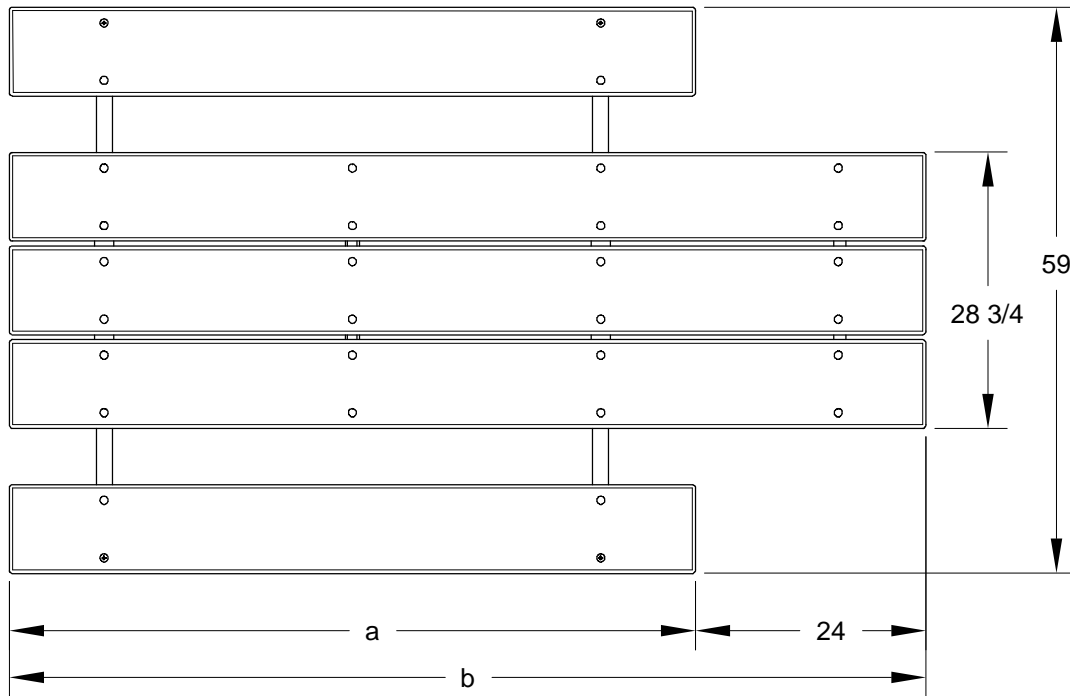
SPECIFICATIONS:

- **UTH Series** end frames shall be one-piece welded construction, fabricated from 1.660" O.D. (1-5/8" O.D.) steel pipe to meet 1-1/4" nominal pipe size specifications with 2" x 2" x 3/16" A-36 structural grade steel angle for attaching the seats and tops. Steel frame pipe is welded on as "outriggers" for added stability.
- Table frame design shall incorporate nontip, nontrip, walk-through design features. Bends shall be tightly formed to prevent tipping when weight is on one side.
- Table shall provide one wheelchair space at one end of table by extending the top 2 ft. creating a ADA recommended space of 30" wide, 19" deep, and 27" from ground to bottom of table top for knee space, and minimum 9" above ground extending a total of 24" deep for toe space. Indicated by "/E" at end of model no.
- A diagonal brace of 1-5/16" O.D. steel pipe and a die-formed steel channel shall be provided to support extended portions of table top and maintain planks against warping.
- **Model UTH/G-6UP/E** shall have a nom. 8 ft. long top and 6 ft. long seats.
- **Model UTH/G-8UP/E** shall have a nom. 10 ft. long top and 8 ft. long seats.
- Frame design shall provide a nominal 30" of clearance from ground level to the underside of the table top and nominal seat top height of 20".
- Frames shall be supported by diagonal braces of 1-5/16" O.D. steel pipe that shall connect to a die-formed steel channel designed to align and provide attachment to the table top.
- All fasteners shall be provided for assembly.
- **Standard:** All steel frame components shall be hot-dip galvanized after fabrication to ASTM-A123 to maintain an average zinc coating of 2.0 oz. per sq. ft. of surface area (indicated by "/G" in model no., e.g. UTH/G-6UP/E).
- **Standard:** Lumber shall be Untreated #1 grade Southern Yellow Pine (indicated by "UP" in model no., e.g. UTH/G-6UP/E) 2" x 10" nominal sized planks, kiln dried to reduce moisture content. All lumber shall be precision drilled to facilitate assembly and shall have all exposed edges removed to a 3/8" radius.
- **Optional:** All steel frame components shall have powder coat finish. For color choices see Specification Bulletin #SPC-CO-001.
- **Optional:** Treated #1 Southern Yellow Pine is readily available and shall be pressure treated (KDAT) to preserve wood against decay. To specify, change "UP" in model no. to "TP", e.g. UTH/G-6TP/E. (Cedar, Fir and Redwood are available when in stock -please inquire.)

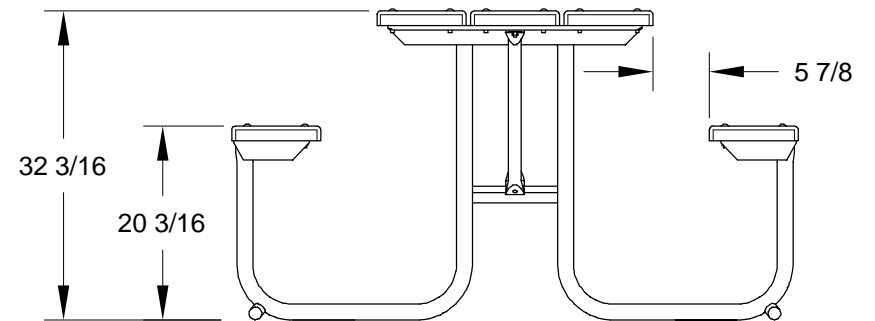
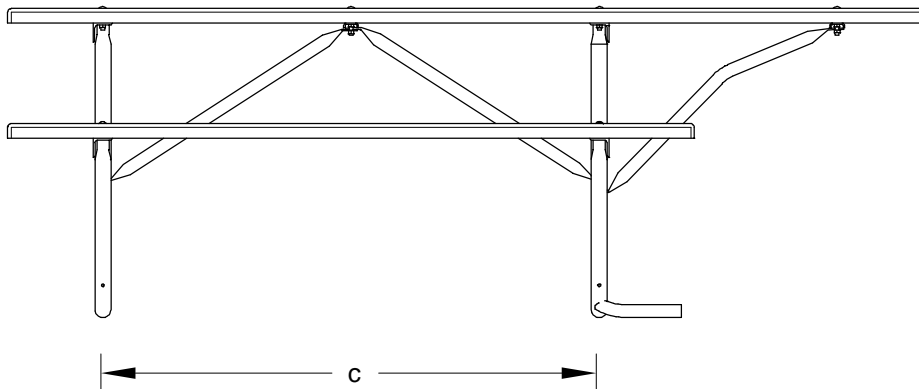
RJThomas Mfg. Co., Inc.

PO Box 946 • Cherokee, IA 51012-0946 • PH: 712-225-5115 • 800-762-5002 • FAX: 712-225-5796
E-mail: pilotrock@rjthomas.com • Web Site: <http://www.pilotrock.com>

© 2008 RJThomas Mfg. Co., Inc. PILOT ROCK® Park Products is a registered trademark of RJThomas Mfg. Co., Inc.



MODEL NUMBER	DIMENSION		
	a	b	c
UTH-6/E	71-1/2	95-1/2	51-3/4
UTH-8/E	95-1/2	119-1/2	70



ALL DIMENSIONS IN INCHES

R. J. **THOMAS MFG. CO., INC.**
P.O. Box 946 • Cherokee, IA 51012

DRAWN BY
WWM

TITLE UTH SERIES 6 AND 8 FOOT RAISED TOP PORTABLE RECTANGULAR TABLE
WITH TOP EXTENDED 2 FEET ON ONE END WITH LUMBER TOP AND SEATS

DATE 10-22-07

DWG. NO. **AI-1756**