

SQT3-4 Series Wheelchair Accessible 4 Foot Square Portable Table with Lumber Top and Seats



Model SQT3/G-4UP/E Wheelchair accessible square portable table with Hot Dip Galvanized frames and Untreated Pine top and seats. Top extended one foot on open side.

- **Three seats and one open side for wheelchair access**
- **Square design optimizes table top usage and creates a more intimate setting**
- **Nontip, nontrip walk-through design**
- **All welded corner frames are fabricated from 1-1/2" diameter steel pipe**
- **Cross braces strengthen the table**
- **Frames are hot dip galvanized after fabrication for superior corrosion resistance**
- **Precision drilled, Untreated #1 Southern Yellow Pine Top and seats**
- **Quality construction throughout**

AVAILABLE OPTIONS

Powder Coat Finish in choice of colors for steel frame components

Pressure treated #1 Southern Yellow pine lumber (Cedar, Fir, or Redwood lumber when in stock)

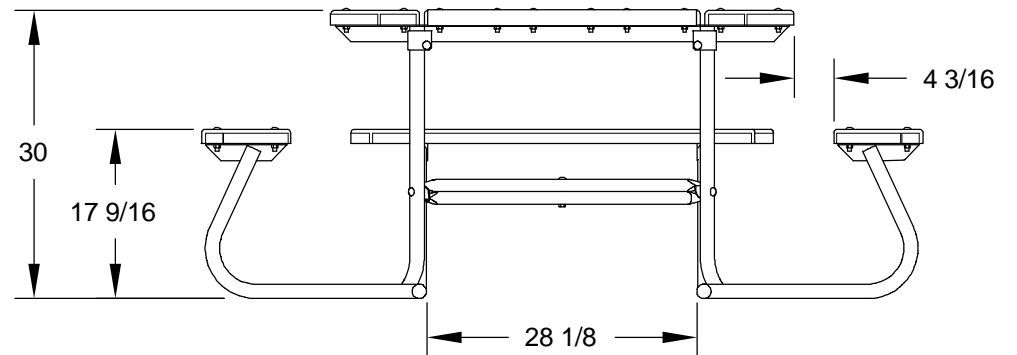
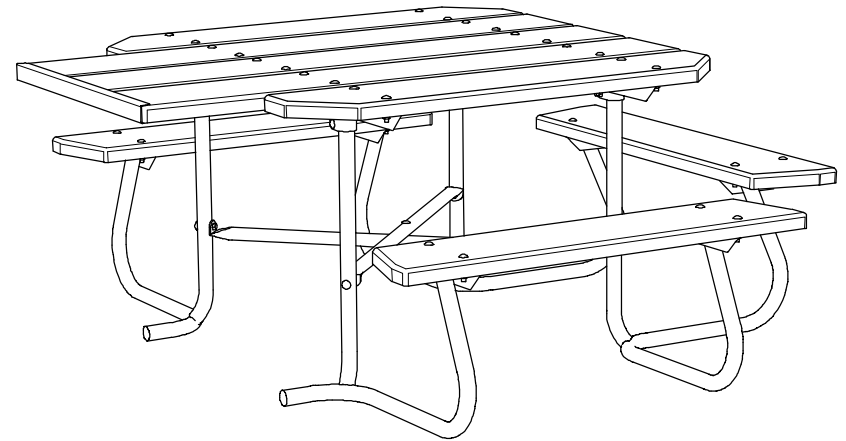
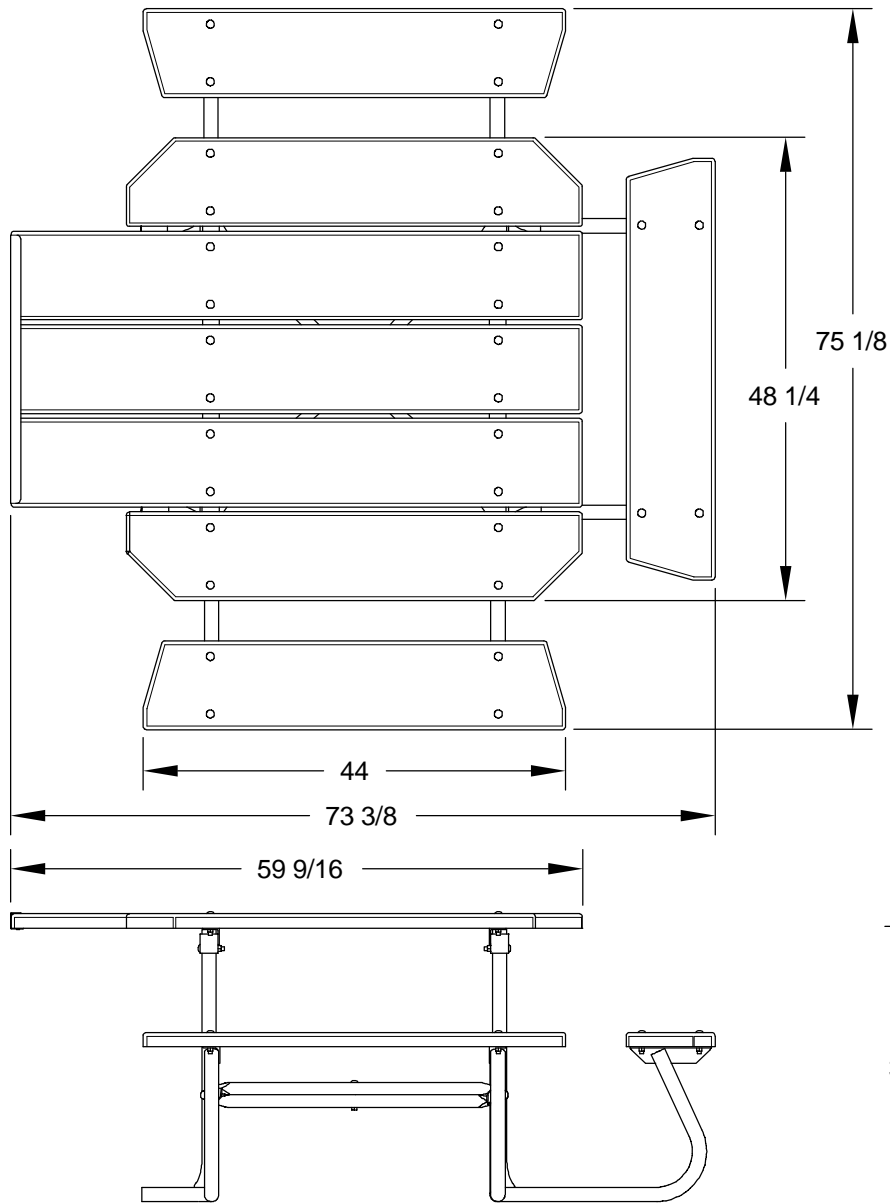
SPECIFICATIONS:

- **Model SQT3-4** shall have a nominal 4' x 5' top. Overall dimensions shall be 73-3/8" x 75-1/8".
- Four corner frames shall each be of one-piece welded construction made from 1-1/2" dia. x 1/8" wall structural steel tubing and 1-3/4" x 1-3/4" x 1/8" A-36 structural steel angle. Two corner frames shall have opposing seat legs removed to provide a wheelchair accessible space under the extended side of the table top.
- Table frame design shall incorporate the nontip, nontrip, walk-through features. Bends shall be tightly formed to prevent tipping when weight is on one side.
- Table top shall be extended 12" over open side of table creating ADA recommended space of 30" wide, 19" deep, and 27" from ground to bottom of table top for knee space, and minimum 9" above ground extending a total of 24" deep for toe space. Indicated by "/E" in model no.
- Nominal table height shall be 30". Nominal seat height shall be 17-1/2".
- Corner frames shall be connected by two cross braces constructed of 1-5/16" O.D. steel pipe.
- Top planks shall be supported and attached to corner frames by two 1-3/4" x 1-3/4" x 1/8" structural steel top angles.
- All fasteners shall be provided for assembly.
- **Standard:** All steel frame components shall be hot-dip galvanized after fabrication to ASTM-A123 to maintain an average zinc coating of 2.0 oz. per sq. ft. of surface area (indicated by "/G" in model no., e.g. SQT3/G-4UP/E).
- **Standard:** Lumber shall be Untreated #1 grade Southern Yellow Pine (indicated by "UP" in model no.) 2" x 10" nominal sized planks, kiln dried to reduce moisture content. All lumber shall be precision drilled to facilitate assembly and shall have all exposed edges removed to a 3/8" radius.
- **Optional:** All steel frame components shall have powder coat finish. For color choices see Specification Bulletin #SPC-CO-001.
- **Optional:** Treated #1 Southern Yellow Pine is readily available and shall be pressure treated (KDAT) to preserve wood against decay. To specify, change UP in model no. to TP, e.g. SQT3/G-4TP/E. (Cedar, Fir, and Redwood are available when in stock -please inquire.)

RJThomas Mfg. Co., Inc.

PO Box 946 • Cherokee, IA 51012-0946 • PH: 712-225-5115 • 800-762-5002 • FAX: 712-225-5796
E-mail: pilotrock@rjthomas.com • Web Site: <http://www.pilotrock.com>

© 2008 RJThomas Mfg. Co., Inc. PILOT ROCK® Park Products is a registered trademark of RJThomas Mfg. Co., Inc.



ALL DIMENSIONS IN INCHES

R. J. **THOMAS MFG. Co., Inc.**
P.O. Box 946 • Cherokee, IA 51012

DRAWN BY
WWM

TITLE **SQT3-4 SERIES 4 FOOT PORTABLE SQUARE TABLE WITH LUMBER SEATS AND TOP TOP EXTENDED ONE FOOT ON OPEN SIDE**

DATE **03-26-08**

DWG. NO. **AI-1835**