

**Model BE32/CN-3PC34** 3 Ft. Surface Mount Bench Extension with Green Powder Coat Frames and Cedar colored Recycled Plastic 3" x 4" Timbers. (Shown with **Model B32/CN-3PC34** Bench.)

- **Comfortable contoured full back and seat design**
- **Designed to join easily with Model B32 benches to make longer benches with additional armrests**
- **Wide, comfortable armrest loops integrated into extension frames**
- **Sturdy, formed and welded steel frame construction**
- **Powder Coat or Hot-Dip Galvanized frame finish**
- **100% Recycled Plastic 3" x 4" Timbers**
- **Quality construction throughout**

#### **SPECIFICATIONS:**

- **Model BE32 Series** extension frame is one-piece welded construction with 3/8" x 2-1/2" A-36 flat steel bar legs and die-formed feet with 25/32" dia. anchor holes. Two back and seat brackets are constructed of 3/8" x 2-1/2" A-36 flat steel bar, die-formed for shape and reinforcement, with holes to mount eight 3" x 4" timbers. The circular armrest is formed from 1/4" x 2-1/2" flat steel bar.
- Model BE32 bench extension is used with Model B32 3 and 4 ft. benches. Multiple extensions can be added to create any length of bench in 3 and 4 ft. increments. The extension frame replaces one bench end frame which is then moved to the end of the extension. (For information on Model B32 benches refer to Specification Bulletin #SPC-BC-014.)
- **Model BE32-3** is a nom. 3 ft. in length.
- **Model BE32-4** is a nom. 4 ft. in length.
- Extension is designed to be permanently surface mounted using 25/32" dia. holes provided in each frame foot for use with concrete anchors (anchors not included).
- **Standard:** Frame is finished in Black powder coat (indicated by "/CB" in model no., e.g. BE32/CB-3PC34).
- **Standard:** Seat is made of 100% Recycled Plastic molded into 3" x 4" nominal sized timbers with solid Cedar color (indicated by "PC" in model no., e.g. BE32/CB-3PC34) formed throughout and a U.V. stabilizer added for ultra-violet protection. All timbers are precision drilled for assembly and all edges have a molded 3/8" radius with a bullnose profile timber used on top and front positions.
- All fasteners are provided for assembly.
- **Optional:** Color choices of powder coated steel frame components. For optional colors choices see Specification Bulletin #SPC-CO-001.
- **Optional:** Frame is hot dip galvanized after fabrication to ASTM-A123 to maintain an average zinc coating of 2.0 oz. per sq. ft. of surface area. (To specify, change "/CB" in model no. to "/G", e.g. BE32/G-3PC34).
- **Optional:** Color choices of Recycled Plastic components. For optional colors choices see Specification Bulletin #SPC-CO-001.

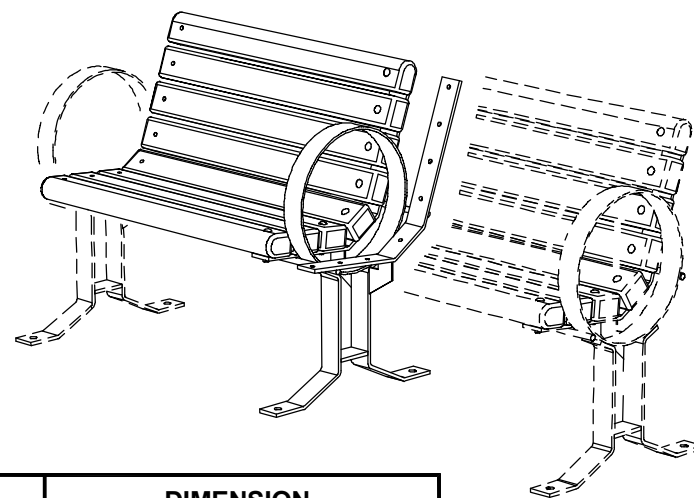
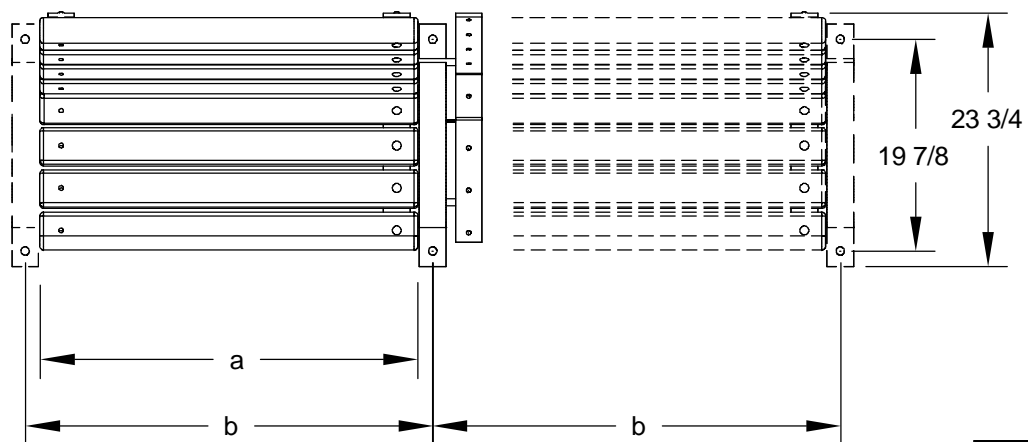
#### **AVAILABLE OPTIONS**

- **3' or 4' models**
- **Powder Coat Finish in choice of colors or Hot Dip Galvanized steel frame components**
- **Choice of colors of Recycled Plastic**
- **Custom Lettering and Plaques available (call for details)**

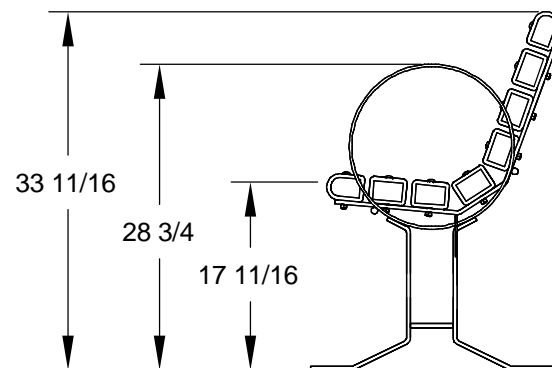
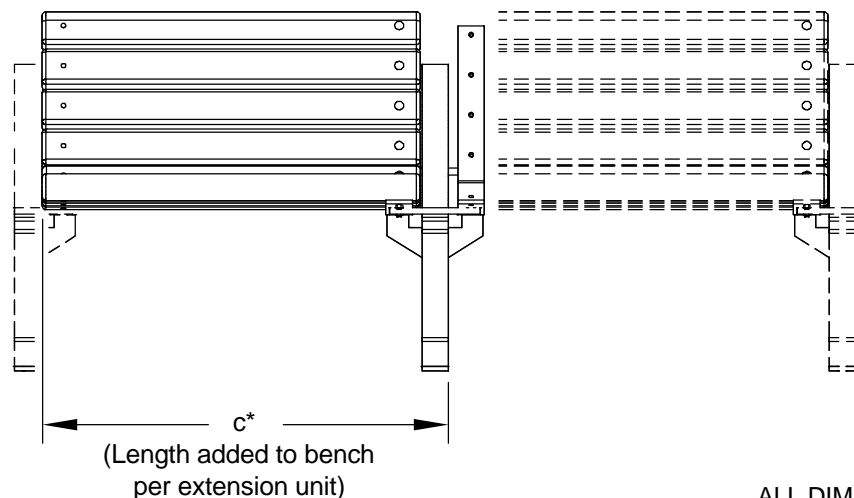
### **RJThomas Mfg. Co., Inc.**

PO Box 946 • Cherokee, IA 51012-0946 • PH: 712-225-5115 • 800-762-5002 • FAX: 712-225-5796  
E-mail: pilotrock@rjthomas.com • Web Site: <http://www.pilotrock.com>

© 2008 RJThomas Mfg. Co., Inc. PILOT ROCK® Park Products is a registered trademark of RJThomas Mfg. Co., Inc.



MODEL NUMBER	DIMENSION		
	a	b	c*
BE32-3	35 1/2	38 1/4	38 1/4
BE32-4	47 1/2	50 1/4	50 1/4



ALL DIMENSIONS IN INCHES

**RJThomas Mfg. Co., Inc.**  
P.O. Box 946 • Cherokee, IA 51012-0946

DRAWN BY  
**WWM**

TITLE GREY CREEK SERIES MODEL BE32 3 AND 4 FOOT CONTOUR BENCH EXTENSION WITH 3" x 4" 100% RECYCLED PLASTIC TIMBERS (SHOWN WITH GREY CREEK SERIES MODEL B32 BENCH IN PHANTOM)

DATE 8-29-08

DWG. NO. AI-1509