



*Model B33/CN-4PD34 4 Ft. Embedded Mount Bench
with Green Powder Coat Frames
and Weathered Redwood Recycled Plastic 3" x 4" Timbers.*

- **Comfortable contoured full back and seat design**
- **Design offers extensions to make longer benches with additional armrests**
- **Wide, comfortable armrest loops integrated into end frames**
- **Sturdy, formed and welded steel frame construction**
- **Powder Coat or Hot-Dip Galvanized frame finish**
- **100% Recycled Plastic 3" x 4" Timbers**
- **Quality construction throughout**

SPECIFICATIONS:

- **Model B33 Series** end frames are one-piece welded construction with 3/8" x 2-1/2" A-36 flat steel bar legs. Seat brackets are constructed of 3/8" x 2-1/2" A-36 flat steel bar, die-formed for shape and reinforcement, with holes to mount eight 3" x 4" timbers. The end frames include a welded-on circular armrest formed from 1/4" x 2-1/2" A-36 flat steel bar.
- **Model B33-3** is a nom. 3 ft. in length.
- **Model B33-4** is a nom. 4 ft. in length.
- Bench is designed to be permanently anchored by embedding bench legs in concrete footings.
- **Standard:** Frames are finished in Black powder coat (indicated by "/CB" in model no., e.g. B33/CB-3PC34).
- **Standard:** Seat is made of 100% Recycled Plastic molded into 3" x 4" nominal sized timbers with solid Cedar color (indicated by "PC" in model no., e.g. B33/CB-3PC34) formed throughout and a U.V. stabilizer added for ultra-violet protection. All timbers are precision drilled for assembly and all edges have a molded 3/8" radius with a bullnose profile timber used on top and front positions.
- All fasteners are provided for assembly.
- **Optional:** Color choices of powder coated steel frame components. For optional colors choices see Specification Bulletin #SPC-CO-001.
- **Optional:** Frames are hot dip galvanized after fabrication to ASTM-A123 to maintain an average zinc coating of 2.0 oz. per sq. ft. of surface area. (To specify, change "/CB" in model no. to "/G", e.g. B33/G-3PC34.)
- **Optional:** Color choices of Recycled Plastic components. For optional colors choices see Specification Bulletin #SPC-CO-001.
- Bench extensions of a matching design are available on 3 and 4 ft. bench models. For additional information please refer to Specification Bulletin #SPC-BC-024.

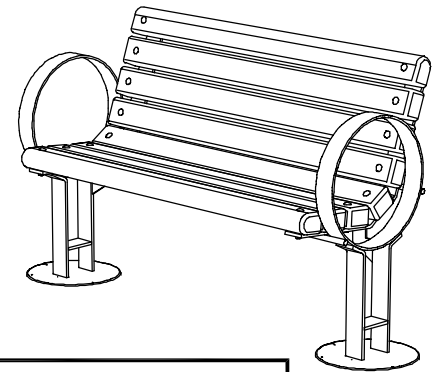
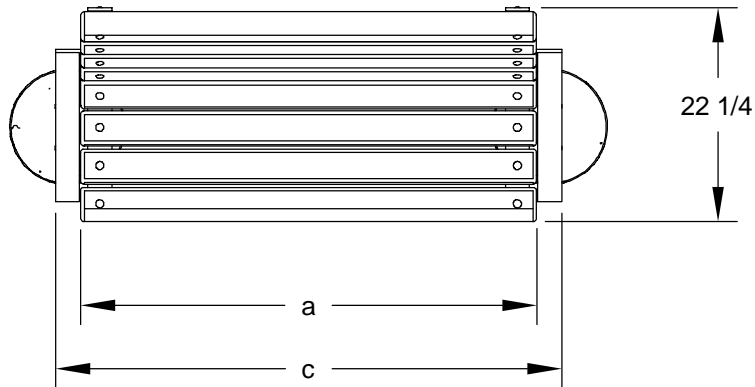
AVAILABLE OPTIONS

- **3' or 4' models**
- **Powder Coat Finish in choice of colors or Hot Dip Galvanized steel frame components**
- **Choice of colors of Recycled Plastic**
- **Bench Extensions for 3' and 4' benches**
- **Custom Lettering and Plaques available (call for details)**

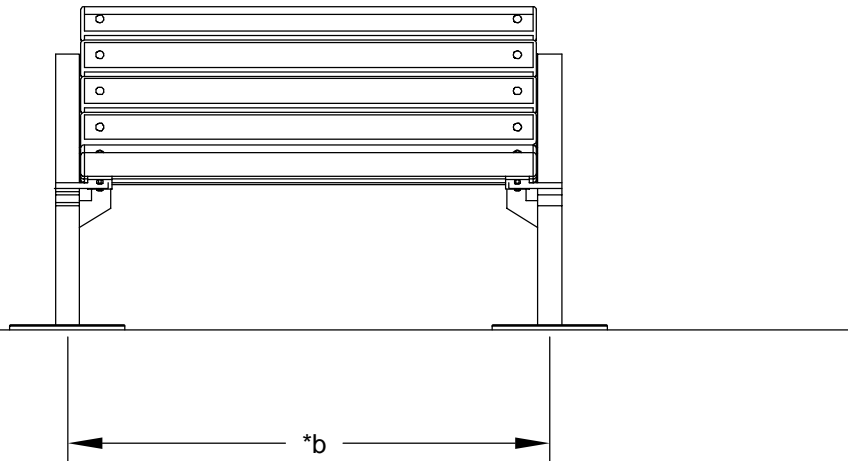
RJThomas Mfg. Co., Inc.

PO Box 946 • Cherokee, IA 51012-0946 • PH: 712-225-5115 • 800-762-5002 • FAX: 712-225-5796
E-mail: pilotrock@rjthomas.com • Web Site: <http://www.pilotrock.com>

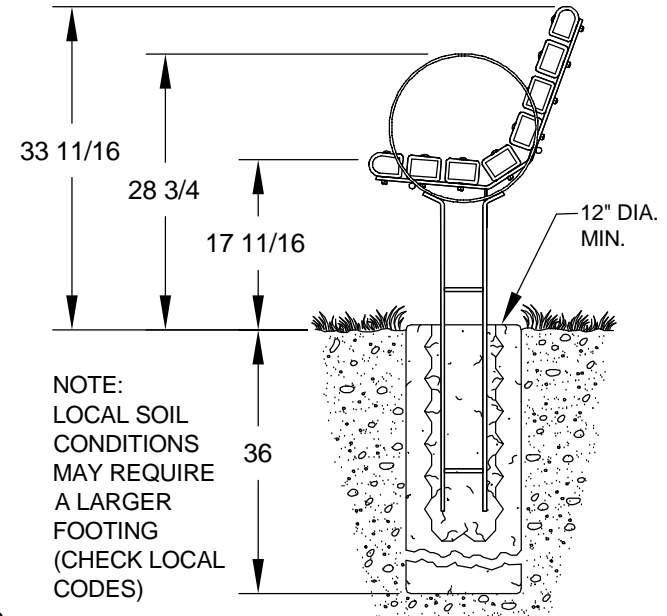
© 2008 RJThomas Mfg. Co., Inc. PILOT ROCK® Park Products is a registered trademark of RJThomas Mfg. Co., Inc.



| MODEL NUMBER | DIMENSION | | |
|--------------|-----------|--------|--------|
| | a | b | c |
| B33-3 | 35 1/2 | 38 1/4 | 40 3/4 |
| B33-4 | 47 1/2 | 50 1/4 | 52 3/4 |



*CTR TO CTR
OF FRAME POSTS



ALL DIMENSIONS IN INCHES

RJThomas Mfg. Co., Inc.
P.O. Box 946 • Cherokee, IA 51012-0946

DRAWN BY
WWM

TITLE GREY CREEK SERIES MODEL B33 3 AND 4 FOOT CONTOUR EMBEDDED MOUNT
BENCH WITH 3" x 4" RECYCLED PLASTIC TIMBERS

DATE 8-29-08

DWG. NO. AI-1575