

Silver Sioux Series, Model B41 Embedded Mount 3, 4, and 6 Ft. Bench with Lumber Timbers



*Model B41/CN-4IB34 4 Ft. Embedded Mount Bench
with Green Powder Coat Frames
and Indonesian Balau Wood 3" x 4" Timbers.*

- **Comfortable seat design may be accessed from either side**
- **Design offers extensions to make longer benches with additional armrests**
- **Stylish armrest loops integrated into end frames**
- **Sturdy, formed and welded steel frame construction**
- **Powder Coat frame finish**
- **Precision drilled Hardwood 3" x 4" Timbers**
- **Quality construction throughout**

SPECIFICATIONS:

- **Model B41 Series** end frames are one-piece welded construction with frame leg to meet 1-1/2" nominal steel pipe size specifications (1-7/8" O.D.). Seat brackets are constructed of 3/8" x 2-1/2" A-36 flat steel bar with holes to mount four 3" x 4" timbers. The end frames include a welded-on circular armrest formed from 1.66" O.D. steel tubing.
- **Model B41-3** is nom. 3 ft. in length.
- **Model B41-4** is a nom. 4 ft. in length.
- **Model B41-6** is a nom. 6 ft. in length.
- Bench is designed to be permanently anchored by embedding bench legs in concrete footings.
- **Standard:** Frames are finished in Black powder coat (indicated by "/CB" in model no., e.g. B41/CB-3IB34).
- **Standard:** Lumber is Indonesian Balau Wood 3" x 4" nominal sized timbers (indicated by "IB" in model no., e.g. B41/CB-3IB34). All timbers are precision drilled for assembly and have all exposed edges removed to a 3/8" radius with a bullnose profile timber used on outside positions.
- All fasteners are provided for assembly.
- **Optional:** Color choices of powder coated steel frame components. For optional colors choices see Specification Bulletin #SPC-CO-001.
- **Optional:** Lumber is #1 grade Southern Yellow Pine, pressure treated and kiln dried after treatment (KDAT) to preserve wood against decay, or Construction Heart Redwood. (To specify, change "IB" in model no. to "TP" for Treated Pine, e.g. B41/CB-3TP34, or to "CO" for Construction Heart Redwood, e.g. B41/CB-3CO34.)
- Bench extensions of a matching design are available on 3 and 4 ft. bench models. For additional information please refer to Specification Bulletin #SPC-BC-035.

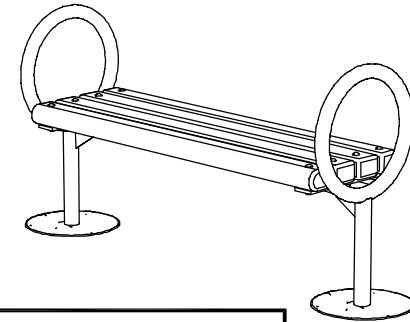
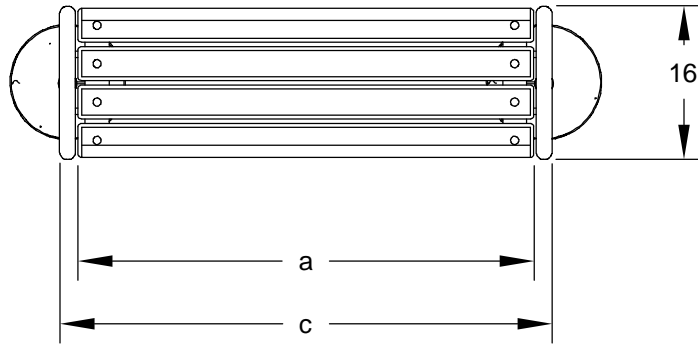
AVAILABLE OPTIONS

- 3', 4', or 6' models
- Choice of colors of Powder Coat Finish on steel frame components
- Treated #1 Southern Yellow Pine or Construction Heart Redwood lumber
- Bench Extensions for 3' and 4' benches
- Custom Lettering and Plaques available (call for details)

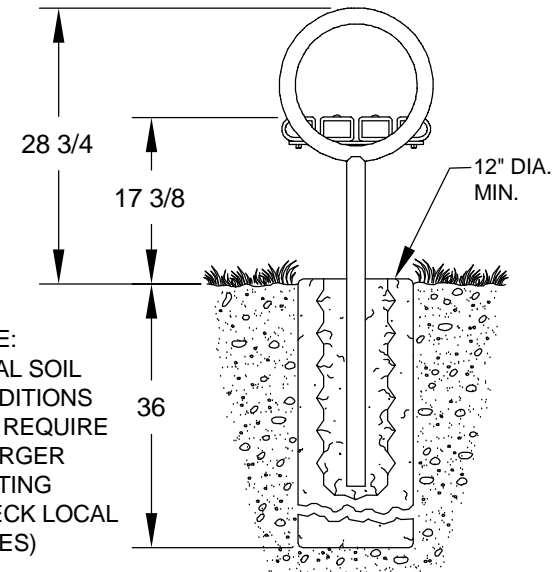
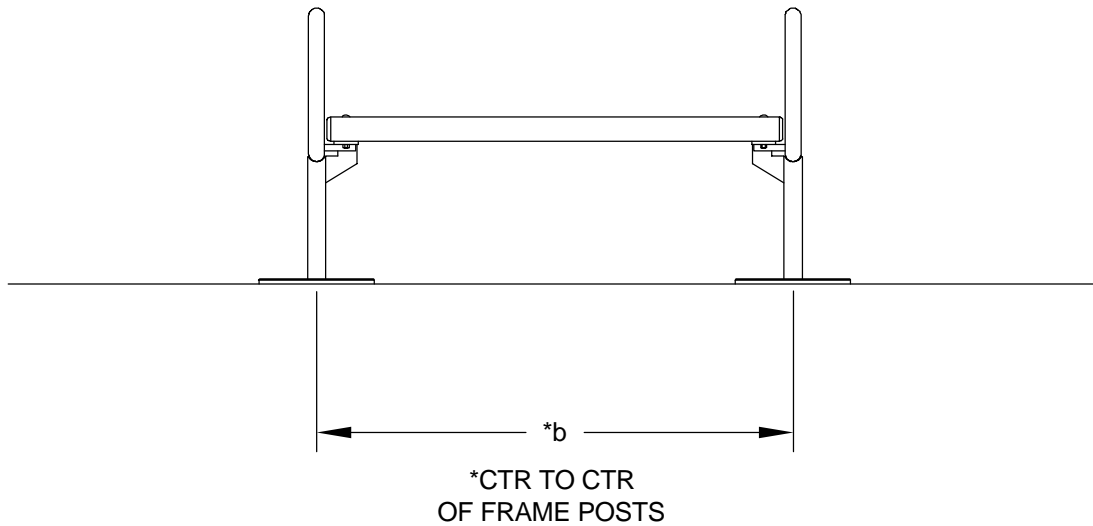
RJThomas Mfg. Co., Inc.

PO Box 946 • Cherokee, IA 51012-0946 • PH: 712-225-5115 • 800-762-5002 • FAX: 712-225-5796
E-mail: pilotrock@rjthomas.com • Web Site: <http://www.pilotrock.com>

© 2008 RJThomas Mfg. Co., Inc. PILOT ROCK® Park Products is a registered trademark of RJThomas Mfg. Co., Inc.



MODEL NUMBER	DIMENSION		
	a	b	c
B41-3	35 1/2	37 5/8	39 1/2
B41-4	47 1/2	49 5/8	51 1/2
B41-6	71 1/2	73 5/8	75 1/2



NOTE:
LOCAL SOIL
CONDITIONS
MAY REQUIRE
A LARGER
FOOTING
(CHECK LOCAL
CODES)

ALL DIMENSIONS IN INCHES

RJThomas Mfg. Co., Inc.
P.O. Box 946 • Cherokee, IA 51012-0946

DRAWN BY
WWM

TITLE SILVER SIOUX SERIES MODEL B41 3, 4, AND 6 FOOT FLAT EMBEDDED MOUNT
BENCHES WITH 3" x 4" LUMBER TIMBERS

DATE 8-27-08

DWG. NO. AI-1578