

## Silver Sioux Series, Model B41C Embedded Mount 8 Ft. Bench with Lumber Timbers



*Model B41C/CW-8IB34 8 Ft. Embedded Mount Bench  
with Brown Powder Coat Frames  
and Indonesian Balau Wood 3" x 4" Timbers.*

- **Comfortable seat design may be accessed from either side**
- **Stylish armrest loops integrated into end frames**
- **Sturdy, formed and welded steel frame construction**
- **Powder Coat frame finish**
- **Precision drilled Hardwood 3" x 4" Timbers**
- **Quality construction throughout**

### SPECIFICATIONS:

- **Model B41C Series** end frames are one-piece welded construction with frame leg to meet 1-1/2" nominal steel pipe size specifications (1-7/8" O.D.). Seat brackets are constructed of 3/8" x 2-1/2" A-36 flat steel bar with holes to mount four 3" x 4" timbers. The end frames include a welded-on circular armrest formed from 1.66" O.D. steel tubing.
- **Model B41C-8** is a nom. 8 ft. in length.
- Bench is designed to be permanently anchored by embedding bench legs in concrete footings.
- Bench is provided with a center frame for additional support (indicated by "B41C" in model no., e.g. B41/CB-8IB34). Center frame does not have armrest.
- **Standard:** Frames are finished in Black powder coat (indicated by "/CB" in model no., e.g. B41/CB-8IB34).
- **Standard:** Lumber is Indonesian Balau Wood 3" x 4" nominal sized timbers (indicated by "IB" in model no., e.g. B41/CB-8IB34). All timbers are precision drilled for assembly and have all exposed edges removed to a 3/8" radius with a bullnose profile timber used on outside positions.
- All fasteners are provided for assembly.
- **Optional:** Color choices of powder coated steel frame components. For optional colors choices see Specification Bulletin #SPC-CO-001.
- **Optional:** Lumber is #1 grade Southern Yellow Pine, pressure treated and kiln dried after treatment (KDAT) to preserve wood against decay, or Construction Heart Redwood. (To specify, change "IB" in model no. to "TP" for Treated Pine, e.g. B41/CB-8TP34, or to "CO" for Construction Heart Redwood, e.g. B41C/CB-8CO34.)

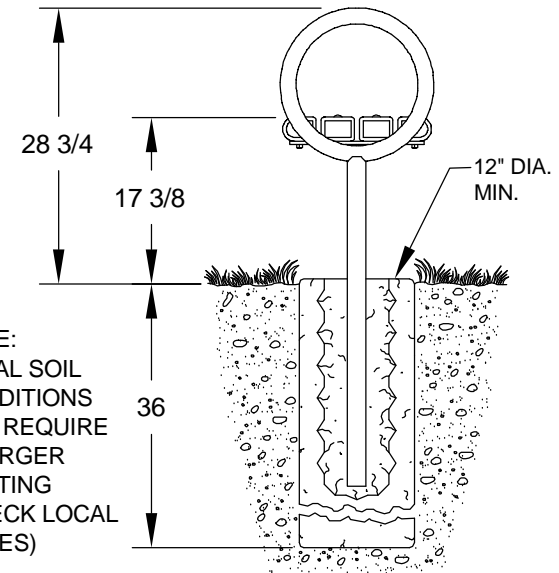
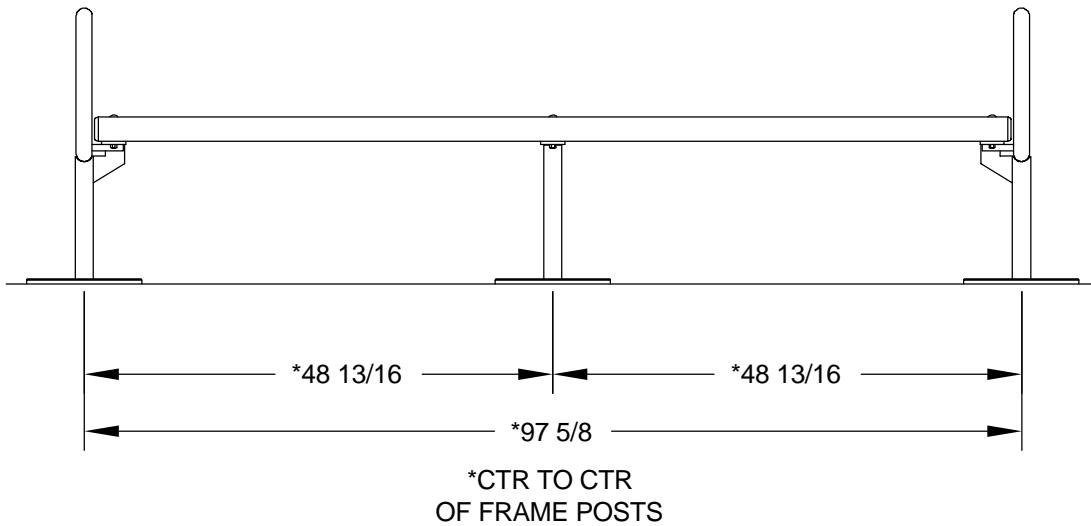
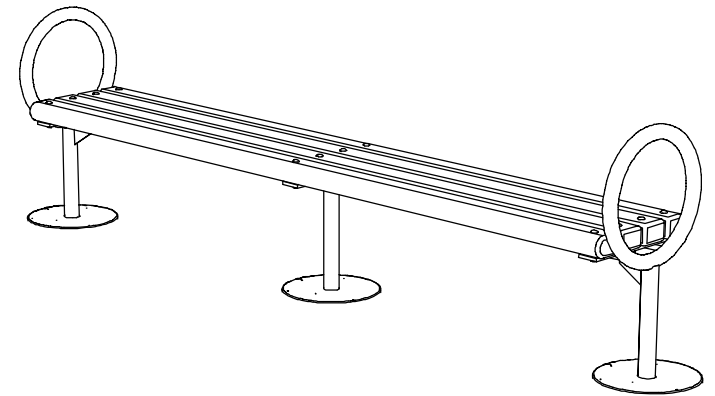
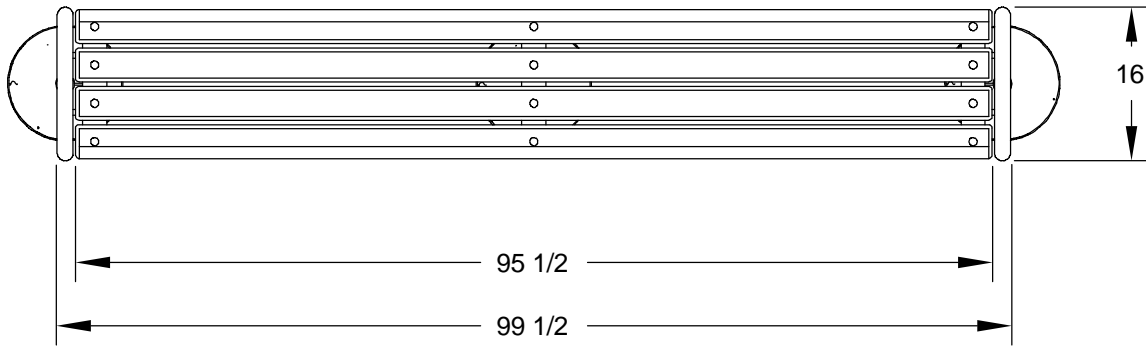
### AVAILABLE OPTIONS

- Choice of colors of Powder Coat Finish on steel frame components
- Treated #1 Southern Yellow Pine or Construction Heart Redwood lumber
- Custom Lettering and Plaques available (call for details)

**RJThomas Mfg. Co., Inc.**

PO Box 946 • Cherokee, IA 51012-0946 • PH: 712-225-5115 • 800-762-5002 • FAX: 712-225-5796  
E-mail: pilotrock@rjthomas.com • Web Site: <http://www.pilotrock.com>

© 2008 RJThomas Mfg. Co., Inc. PILOT ROCK® Park Products is a registered trademark of RJThomas Mfg. Co., Inc.



NOTE:  
LOCAL SOIL  
CONDITIONS  
MAY REQUIRE  
A LARGER  
FOOTING  
(CHECK LOCAL  
CODES)

ALL DIMENSIONS IN INCHES

**RJThomas Mfg. Co., Inc.**  
P.O. Box 946 • Cherokee, IA 51012-0946

DRAWN BY  
**WWM**

TITLE **SILVER SIOUX SERIES MODEL B41C 8 FOOT FLAT EMBEDDED MOUNT BENCH WITH  
3" x 4" LUMBER TIMBERS**

DATE **8-27-08**

DWG. NO. **AI-1581**