

Riverview Series, Model B62 Surface Mount 3 and 4 Ft. Bench with Recycled Plastic Timbers



*Model B62/CW-4PC34 Surface Mount Bench
with Brown Powder Coat Frames,
4 Ft. long with Cedar colored Recycled Plastic 3" x 4" Timbers.*

- **Comfortable contoured full back and seat design**
- **Design offers extensions to make longer benches with additional armrests**
- **Wide curves at the corners of the frames also serve as comfortable armrests**
- **Sturdy, formed and welded steel frame construction**
- **Powder Coat frame finish**
- **Precision drilled 100% Recycled Plastic 3" x 4" Timbers**
- **Quality construction throughout**

SPECIFICATIONS:

- **Model B62 Series** end frames are one-piece welded construction with frame to meet 2" nominal steel pipe size specifications (2-3/8" O.D.) and each corner to be formed on a nominal 6" centerline radius. Seat brackets are constructed of 2-3/8" x 1-1/2" x 1/8" nominal sized, die-formed channel, with holes to mount eight 3" x 4" timbers.
- Bench is designed to be permanently surface mounted using 9/16" dia. holes provided in each base plate for use with concrete anchors (anchors not included).
- **Model B62-3** is a nom. 3 ft. in length.
- **Model B62-4** is a nom. 4 ft. in length.
- **Standard:** Frames are finished in Black powder coat (indicated by "/CB" in model no., e.g. B62/CB-3PC34).
- **Standard:** Seat is made of 100% Recycled Plastic molded into 3" x 4" nominal sized timbers with solid Cedar color (indicated by "PC" in model no., e.g. B62/CB-3PC34) formed throughout and a U.V. stabilizer added for ultra-violet protection. All timbers are precision drilled for assembly and all edges have a molded 3/8" radius with a bullnose profile timber used on top and front positions.
 - All fasteners are provided for assembly.
- **Optional:** Color choices of powder coated steel frame components. For optional colors choices see Specification Bulletin #SPC-CO-001.
- **Optional:** Color choices of Recycled Plastic components. For optional colors choices see Specification Bulletin #SPC-CO-001.
- Bench extensions of a matching design are available on 3 and 4 ft. bench models. For additional information please refer to Specification Bulletin #SPC-BC-084.

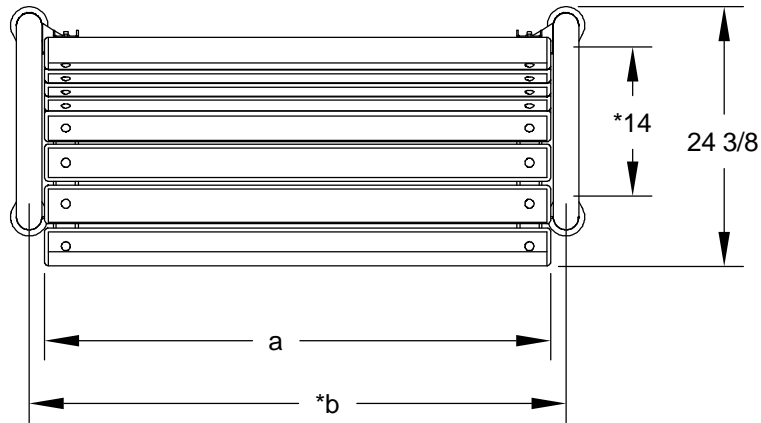
AVAILABLE OPTIONS

- **3' or 4' models**
- **Choice of colors of Powder Coat Finish on steel frame components**
- **Choice of colors of Recycled Plastic**
- **Bench Extensions for 3' and 4' benches**
- **Custom Lettering and Plaques available (call for details)**

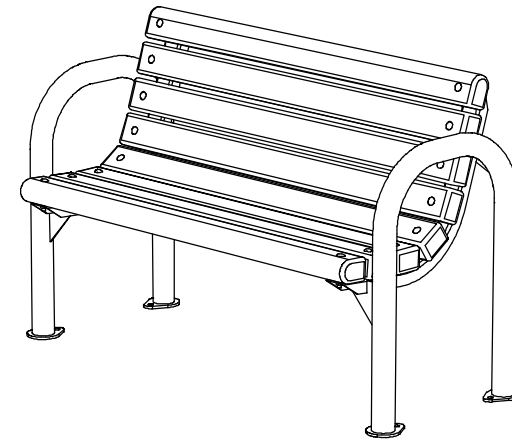
RJThomas Mfg. Co., Inc.

PO Box 946 • Cherokee, IA 51012-0946 • PH: 712-225-5115 • 800-762-5002 • FAX: 712-225-5796
E-mail: pilotrock@rjthomas.com • Web Site: <http://www.pilotrock.com>

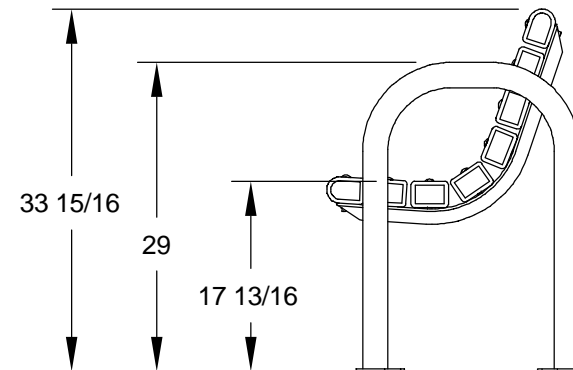
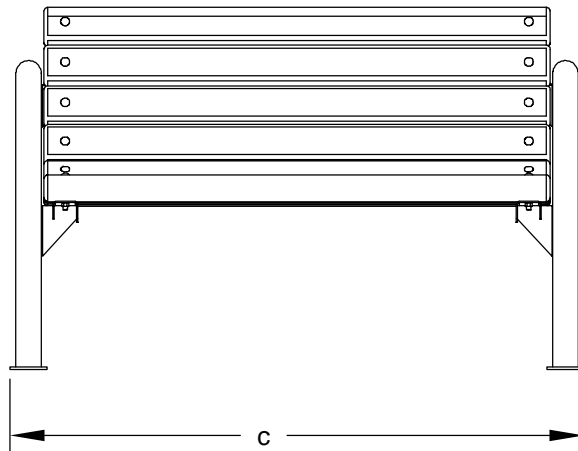
© 2008 RJThomas Mfg. Co., Inc. PILOT ROCK® Park Products is a registered trademark of RJThomas Mfg. Co., Inc.



*CTR TO CTR OF
MOUNTING HOLES



MODEL NUMBER	DIMENSION		
	a	b	c
B62-3	35 1/2	38 3/8	41 7/8
B62-4	47 1/2	50 3/8	53 7/8



ALL DIMENSIONS IN INCHES

RJThomas Mfg. Co., Inc.
P.O. Box 946 • Cherokee, IA 51012-0946

DRAWN BY
WWM

TITLE RIVERVIEW SERIES MODEL B62 3 AND 4 FOOT CONTOUR SURFACE
MOUNT BENCH WITH 3" x 4" RECYCLED PLASTIC TIMBERS

DATE 8-28-08

DWG. NO. AI-1524