

Model SCXB Embedded Mount 4 and 6 Ft. Bench with Recycled Plastic Back and Seat



*Model SCXB3/G-6PN24 Embedded Mount Bench
with 3 Hot-Dip Galvanized Frames,
6 Ft. long with Green Recycled Plastic 2" x 4" Planks.*

- **Extra heavy design to be stronger and more stable with a simple, clean design.**
- **Sturdy, formed and welded steel frame construction**
- **Frames are Hot-Dip Galvanized after fabrication for superior corrosion resistance**
- **100% Recycled Plastic Seat and Top Planks with solid color and U.V. stabilizer for ultraviolet protection**
- **Precision drilled plastic planks**
- **Quality construction throughout**

SPECIFICATIONS:

- **Model SCXB** end frames are one-piece, welded construction with a back and seat bracket of 2-3/8" x 1-1/2" x 1/8" nominal sized, die-formed channel, and a 2.375" (2-3/8") O.D. post to meet 2" nominal steel pipe size specifications. Bench leg is designed to be permanently embedded in concrete footings.
- **Model SCXB/G-4** is 4 ft. long (nom.) with two frames.
- **Model SCXB3/G-6** is 6 ft. long (nom.) with three frames.
- **Standard:** Frames shall be hot-dip galvanized after fabrication to ASTM-A123 to maintain an average zinc coating of 2.0 oz. per sq. ft. of surface area (indicated by "/G" in model no., e.g. SCXB/G-4PC24).
- **Standard:** Back and seat are made of 100% Recycled Plastic molded into 2" x 4" nominal sized planks with solid Cedar color (indicated by "PC" in model no., e.g. SCXB/G-4PC24) formed throughout and a U.V. stabilizer added for ultra-violet protection.
- All fasteners are provided for assembly.
- **Optional:** Color choices of powder coated steel frame components. For optional colors choices see Specification Bulletin #SPC-CO-001.
- **Optional:** Color choices of Recycled Plastic components. For optional colors choices see Specification Bulletin #SPC-CO-001.

AVAILABLE OPTIONS

4' or 6' models

Powder Coat Finish in choice of colors for steel frame components

Choice of colors of Recycled Plastic

Custom Lettering and Plaques available (call for details)

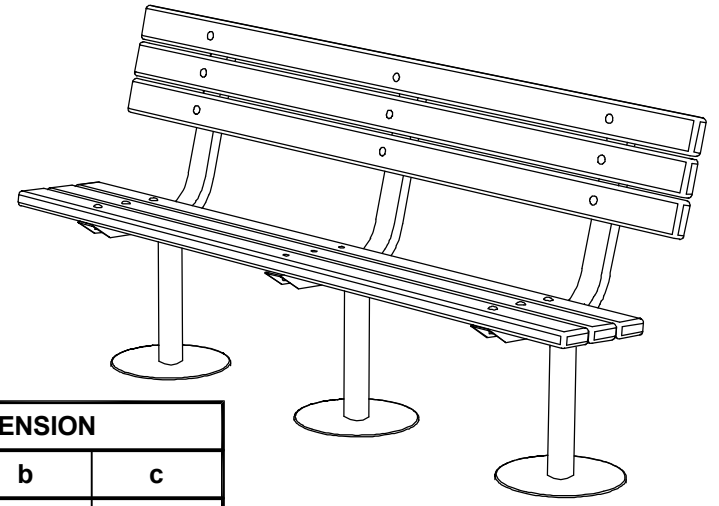
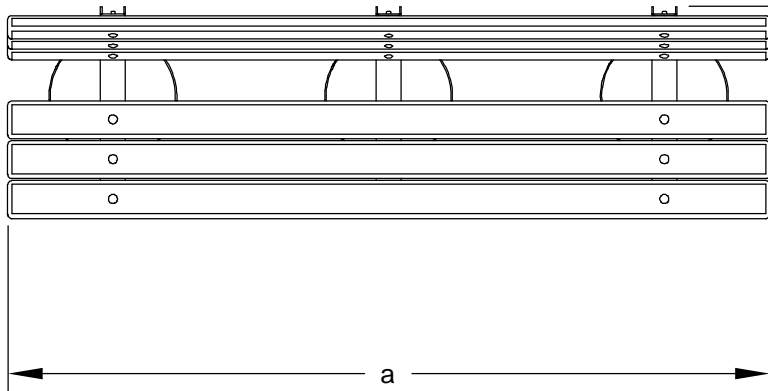
Armrests

RJThomas Mfg. Co., Inc.

PO Box 946 • Cherokee, IA 51012-0946 • PH: 712-225-5115 • 800-762-5002 • FAX: 712-225-5796

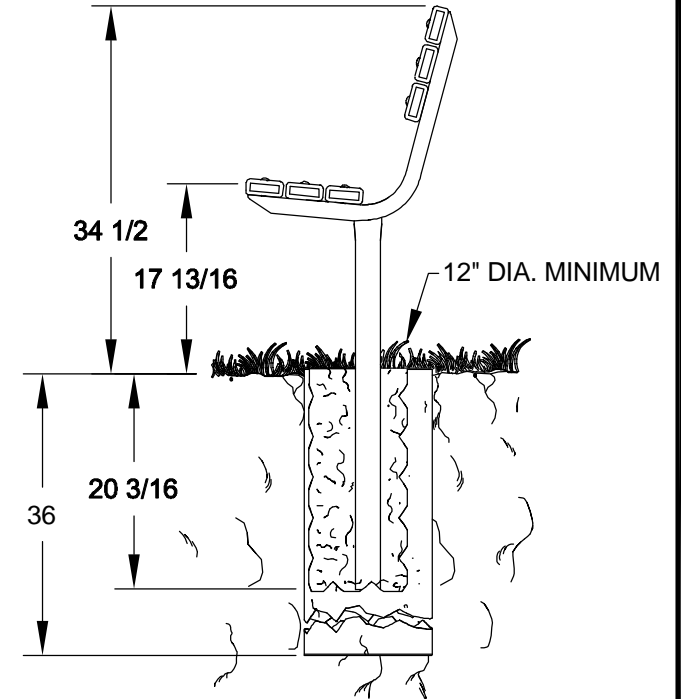
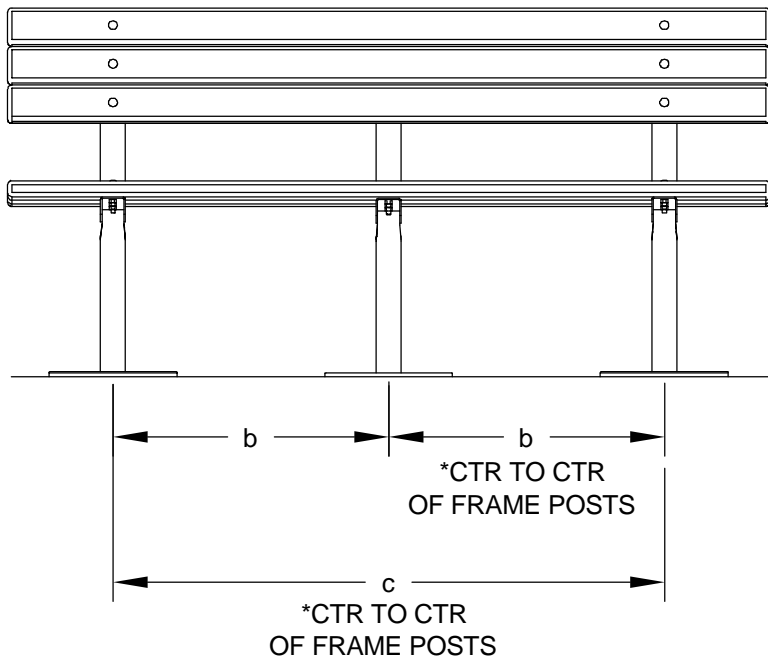
E-mail: pilotrock@rjthomas.com • Web Site: <http://www.pilotrock.com>

© 2008 RJThomas Mfg. Co., Inc. PILOT ROCK® Park Products is a registered trademark of RJThomas Mfg. Co., Inc.



MODEL NUMBER	DIMENSION		
	a	b	c
SCXB-4	47-1/2	N/A*	36
SCXB3-6	71-1/2	25-7/8	51-3/4

* NOTE:
4 FT. LONG BENCH
USES TWO FRAMES
(DOES NOT HAVE
CENTER FRAME)



NOTE:
LOCAL SOIL
CONDITIONS
MAY REQUIRE
A LARGER
FOOTING
(CHECK LOCAL
CODES)

ALL DIMENSIONS IN INCHES

RJThomas Mfg. Co., Inc.
P.O. Box 946 • Cherokee, IA 51012-0946

DRAWN BY
WWM

TITLE MODEL SCXB EXTRA HEAVY DUTY 4 AND 6 FOOT EMBEDDED MOUNT BENCH WITH
2" X 4" RECYCLED PLASTIC PLANKS

DATE 9-03-08

DWG. NO. AI-1630