



Model CLB/G-4HW, 4 ft. long portable bench with Hot Dip Galvanized frames and Redwood stained hardwood slats.

- **Simple, classic, portable design**
- **Redwood stained hardwood slats**
- **Diagonal braces for stability**
- **Frames are hot dip galvanized after fabrication for superior corrosion resistance**

SPECIFICATIONS:

- **Model CLB** end frames are one-piece, welded construction, fabricated from a continuous, formed length of 1-1/2" x 1/2" x 1/8" A-36 structural steel channel.
- Diagonal cross braces are constructed of 1-1/2" x 1/2" x 1/8" A-36 structural steel channel.
- 6 ft. model is provided with a center channel of 1-1/2" x 1/2" x 1/8" A-36 steel channel to fasten to lumber and diagonal braces.
- **Model CLB/G-4** has a nominal length of 4 ft.
- **Model CLB/G-6** has a nominal length of 6 ft.
- Frame units and diagonal braces are hot-dip galvanized after fabrication to ASTM-A123 to maintain an average zinc coating of 2.0 oz. per sq. ft. of surface area.
- All fasteners are provided for assembly.
- **Standard:** Lumber is redwood-stained hardwood slats (denoted by HW in model no.); seven 3/4" x 2-1/2" slats on 4 ft. bench: seven 3/4" x 3" slats on 6 ft. bench. All lumber is precision drilled for assembly and has edges eased.

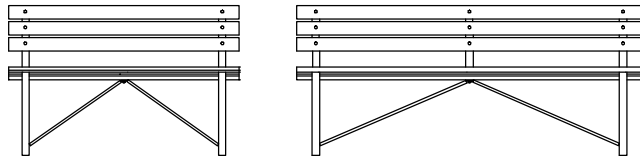
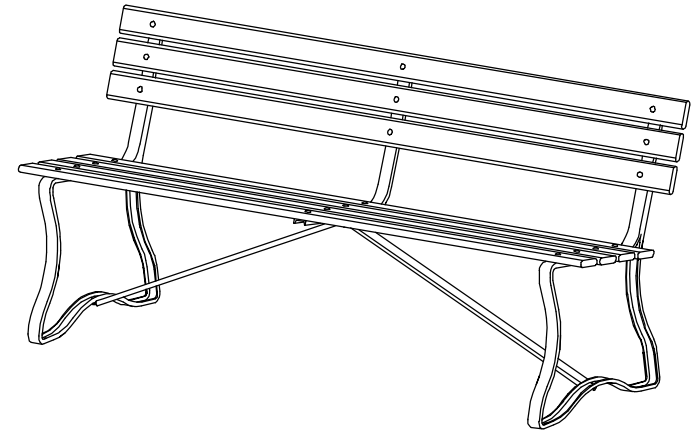
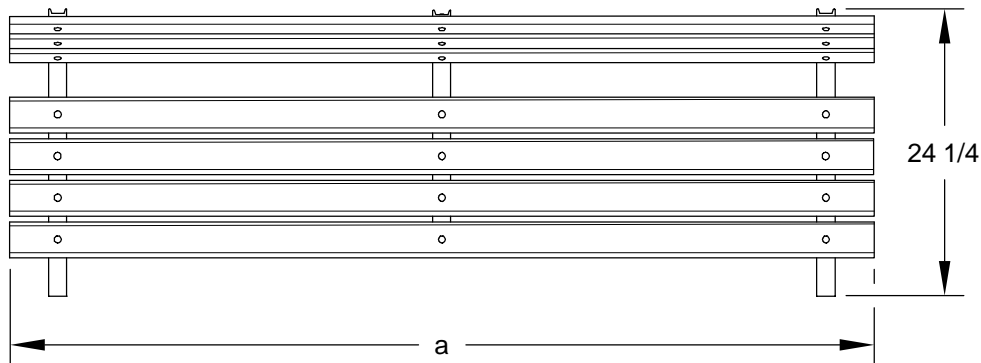
AVAILABLE OPTIONS

- 4' or 6' lengths
- Custom engraved lettering

RJThomas Mfg. Co., Inc.

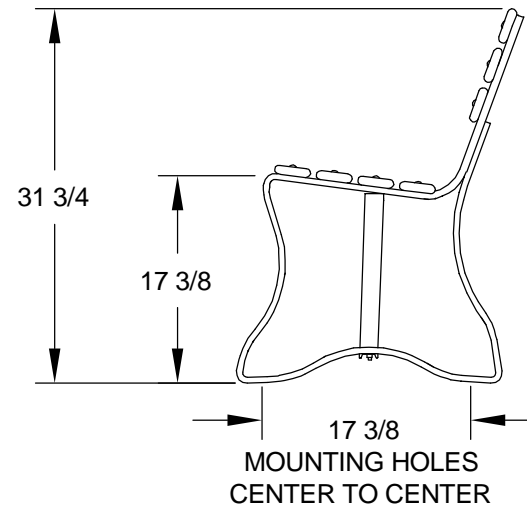
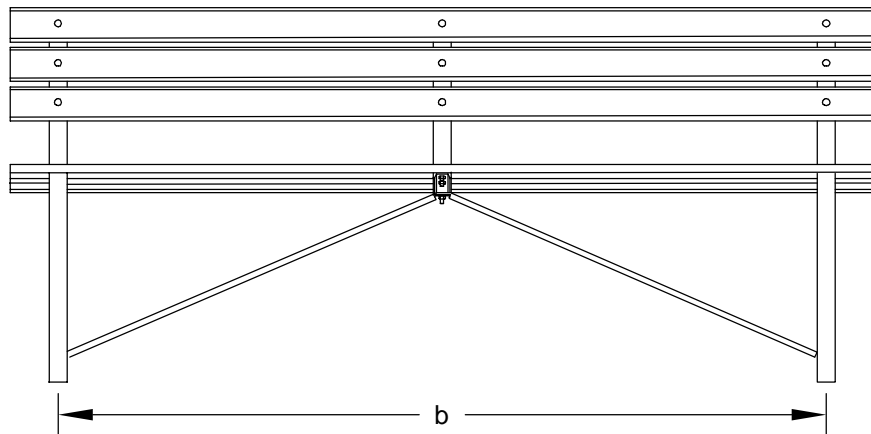
PO Box 946 • Cherokee, IA 51012-0946 • PH: 712-225-5115 • 800-762-5002 • FAX: 712-225-5796
E-mail: pilotrock@rjthomas.com • Web Site: <http://www.pilotrock.com>

© 2008 RJThomas Mfg. Co., Inc. PILOT ROCK® Park Products is a registered trademark of RJThomas Mfg. Co., Inc.



4 FT MODEL DOES NOT HAVE CENTER SUPPORT CHANNEL,
6 FT MODEL HAS CENTER SUPPORT CHANNEL

MODEL NUMBER	DIMENSION		
	a	b	SLAT
CLB/G-4	48	40	3/4 X 2-1/2
CLB/G-6	72	64	3/4 X 3



RJThomas Mfg. Co., Inc.
P.O. Box 946 • Cherokee, IA 51012-0946

DRAWN BY
WWM

TITLE CLB SERIES 4 AND 6 FOOT CLASSIC BENCH
WITH HARDWOOD LUMBER SEAT SLATS

DATE 9-03-08

DWG. NO. AI-1820