



Model SAB/CR-6HA10 Embedded Mount Athletic Bench
with red powder coated frames, 6 Ft. long
with gray thermo-plastic coated H-type perforated steel seat.

- **Extra heavy design to be stronger and more stable with a simple, clean style.**
- **Sturdy, formed and welded steel frame construction**
- **Frames are Hot-Dip Galvanized after fabrication for superior corrosion resistance**
- **Thermo-plastic Coating heat fused to Perforated Steel Seat for durability**
- **Thermo-plastic Coating formulated with U.V. stabilizers for ultraviolet protection**
- **Quality construction throughout**

AVAILABLE OPTIONS

- **4', 6', or 8' models**
- **Powder Coat Finish in choice of colors for Steel Frame components**
- **Choice of colors of Thermo-plastic Coating**
- **10" or 12" wide seat**
- **Custom Lettering available (call for details)**

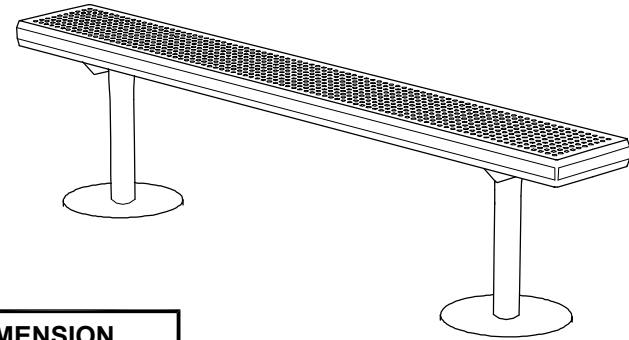
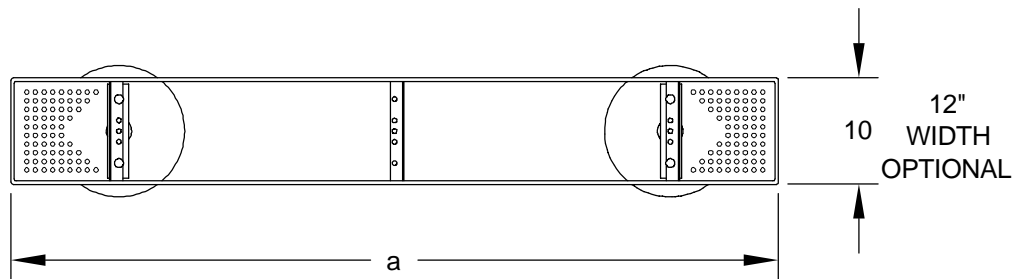
SPECIFICATIONS:

- **Model SAB** end frames are one-piece, welded construction with seat bracket of 2" x 2" x 3/16" A-36 structural grade steel angle and a 2.375" (2-3/8") O.D. post to meet 2" nominal steel pipe size specifications. Legs are designed to be embedded in concrete footings.
- **Model SAB/G-4** is 4 ft. long (nom.) with two frames.
- **Model SAB/G-6** is 6 ft. long (nom.) with two frames.
- **Model SAB/G-8** is 8 ft. long (nom.) with two frames.
- **Standard:** All steel frame components are hot-dip galvanized after fabrication to ASTM-A123 to maintain an average zinc coating of 2.0 oz. per sq. ft. of surface area (indicated by "/G" in model no., e.g. SAB/G-4HW10).
- All fasteners are provided for assembly.
- **H-Type** seat is a one-piece welded construction, fabricated from a 14 ga. perforated steel surface with 9/16" dia. holes in a 13/16" center to center in-line pattern and 2-1/2" x 10 ga. roll-formed vertical edges on all sides reinforced by a 10 ga. die-formed angle substructure. Substructure includes all mounting holes for easy assembly of bench.
- **Standard:** All steel surfaces of the seat are covered with a thermo-plastic coating in a Brown color (indicated by "HW" in model no., e.g. SAB/G-4HW10). The UV-stabilized thermo-plastic coating is applied in a multi step process of material preparation and finish application designed to permanently heat fuse and bond the finish to the steel. The thermo-plastic polyethylene finish is impact resistant, does not support mold or mildew, and the textured matte surface is less susceptible to marring and scuffing.
- **Standard:** Seat is 10" wide (nom.), indicated by "10" at end of model number, e.g. SAB/G-4HW10.
- **Optional:** Seat is 12" wide (nom.), indicated by "12" at end of model number, e.g. SAB/G-4HW12.
- **Optional:** Color choices of powder coated steel frame components. For optional colors choices see Specification Bulletin #SPC-CO-001.
- **Optional:** Color choices of Thermo-plastic coated steel components. For optional colors choices see Specification Bulletin #SPC-CO-001.
- **Optional:** Custom lettering available on 12" wide seat. (Please call for details.)

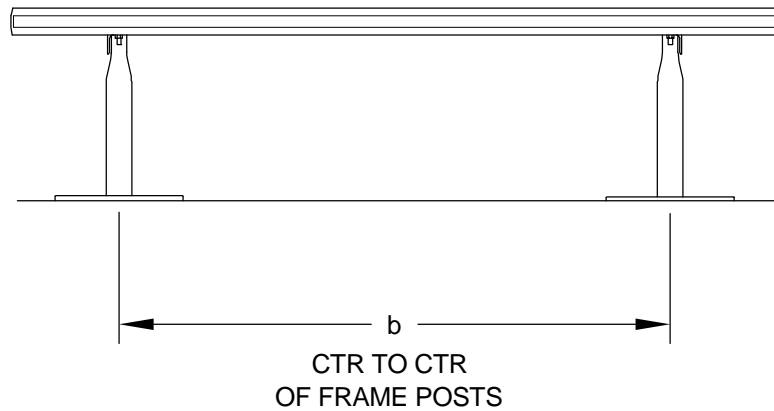
RJ Thomas Mfg. Co., Inc.

PO Box 946 • Cherokee, IA 51012-0946 • PH: 712-225-5115 • 800-762-5002 • FAX: 712-225-5796
E-mail: pilotrock@rjthomas.com • Web Site: <http://www.pilotrock.com>

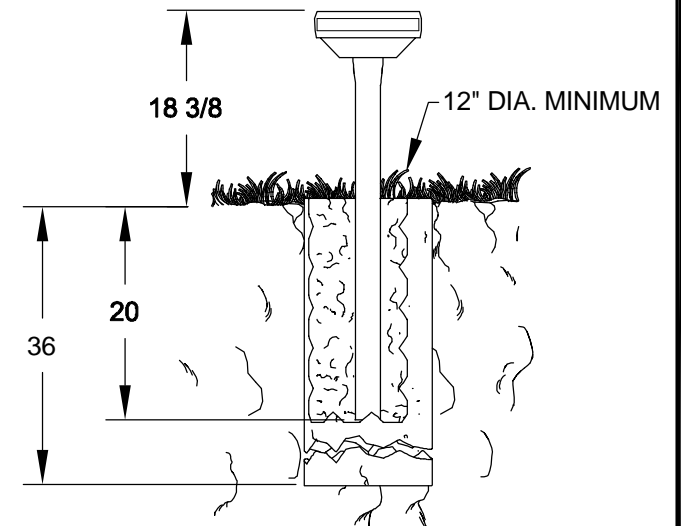
© 2008 RJ Thomas Mfg. Co., Inc. PILOT ROCK® Park Products is a registered trademark of RJ Thomas Mfg. Co., Inc.



MODEL NUMBER	DIMENSION	
	a	b
SAB-4	48	36
SAB-6	72	51 3/4
SAB-8	96	70



NOTE:
 LOCAL SOIL
 CONDITIONS
 MAY REQUIRE
 A LARGER
 FOOTING
 (CHECK LOCAL
 CODES)



ALL DIMENSIONS IN INCHES

RJThomas Mfg. Co., Inc.
 P.O. Box 946 • Cherokee, IA 51012-0946

DRAWN BY
WWM

TITLE MODEL SAB HEAVY DUTY 4, 6, AND 8 FOOT EMBEDDED MOUNT ATHLETIC BENCH
 WITH THERMO-PLASTIC COATED H-TYPE PERFORATED STEEL SEAT

DATE 2-26-10

DWG. NO. AI-1842